


## Data sheet

Commercial Art.No.: Z7.280.6327.0

jumper bar IVBWK 2,5- 3

Cross connector, insulated for DIN rail terminal blocks type WKF..., 3 -pole



Commercial Art.No.	Z7.280.6327.0
EAN	4015573360143
Order Unit	10

certificates / approvals

**ATEX**

**SEV-Ex**

## Technical data

### general

color	yellow
modular spacing	5 mm
number of bridged clamps	3
mounting method	pluggable
insulated	yes
model	cross connector

### accessories

rated current	24 A
mounting method	pluggable
insulated	yes
color	yellow
number of bridged clamps	3
modular spacing	5 mm

### classification

ECLASS 11	
ECLASS 8.1	27141140
ETIM 9.0	EC000489
ETIM 8.0	EC000489
ETIM 7.0	EC000489
ETIM 6.0	EC000489

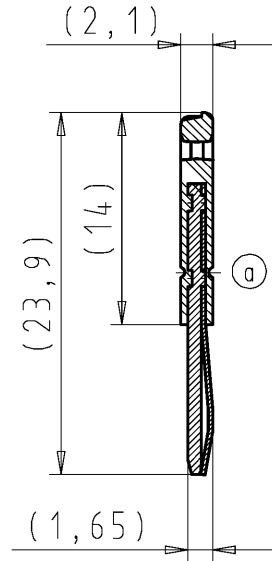
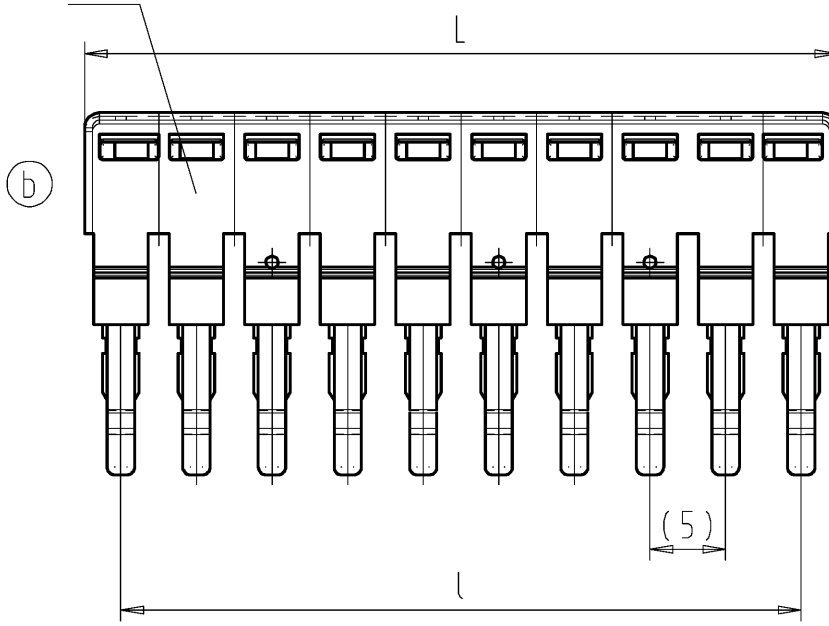
ETIM 5.0	EC000489
ETIM 4.0	EC000489
ETIM 3.0	EC000489

**product compliance**

ROHS conformity status	compliant
REACH-SVHC conformity status	compliant

# 10-polige Ausführung 10 poles variant

PA 66  
UL 94 V-2



Weitergabe sowie Vervielfältigung dieses Dokuments, Verwertung und Mitteilung seines Inhalts sind verboten, soweit nicht ausdrücklich gestattet. Die Reproduktion, Distribution und Utilization of this document as well as the communication of its contents to others without express authorization is prohibited.

These dimensions will be especially checked at delivery  
Only inspection dimensions  
With /E marked dimensions are only valid for internal use

Diese Maße werden bei Abnahme besonders geprüft  
Ausschließlich Prüfmaße  
Mit /E gekennzeichnete Maße sind nur für interne Zwecke gültig

Teile-Nr. part nr.	Pol- zahl poles	L-0.2	l±0,05	Typ type
Z7.280.62MM.0	2			IVBWK 2.5 - 2
Z7.280.63MM.0	3	14.8	10	IVBWK 2.5 - 3
Z7.280.64MM.0	4	19.8	15	IVBWK 2.5 - 4
Z7.280.65MM.0	5	24.8	20	IVBWK 2.5 - 5
Z7.280.66MM.0	6	29.8	25	IVBWK 2.5 - 6
Z7.280.67MM.0	7	34.8	30	IVBWK 2.5 - 7
Z7.280.68MM.0	8	39.8	35	IVBWK 2.5 - 8
Z7.280.69MM.0	9	44.8	40	IVBWK 2.5 - 9
Z7.280.70MM.0	10	49.8	45	IVBWK 2.5 - 10
Z7.280.71MM.0	11	54.8	50	IVBWK 2.5 - 11
Z7.280.72MM.0	12	59.8	55	IVBWK 2.5 - 12
Z7.280.73MM.0	13	64.8	60	IVBWK 2.5 - 13
Z7.280.74MM.0	14	69.8	65	IVBWK 2.5 - 14
Z7.280.75MM.0	15	74.8	70	IVBWK 2.5 - 15
Z7.280.76MM.0	16	79.8	75	IVBWK 2.5 - 16
Z7.280.77MM.0	17	84.8	80	IVBWK 2.5 - 17
Z7.280.78MM.0	18	89.8	85	IVBWK 2.5 - 18
Z7.280.79MM.0	19	94.8	90	IVBWK 2.5 - 19
Z7.280.80MM.0	20	99.8	95	IVBWK 2.5 - 20

Weitere Daten siehe Katalog  
further data see catalog

MM	
27	Katalogteil catalogue part
97	spezielle Verpackung special packing

Tolerierung Size ISO 14405 (E) / Tolerance system Size ISO 14405 (E).  
{This ISO-standard describes the envelope principle. According to the envelope principle the deviations of form and parallelism are limited by the size tolerances}.

ja/yes  Stoffverbots- und Deklarationsliste nach WN 5020.010 ist einzuhalten.  
Conformity with Wieland document WN 5020.010 e (list of prohibited / declarable hazardous substances) to be declared!

Freitoleranz nach General tolerance CAD - Zeichnung, keine manuellen Änderungen CAD - drawing, no manual modifications allowed 1.Verwendung: First Use: Blatt: 1 von 1 Sheet: 1 of 1

Werkstoff/Material	2001 Tag/Date	Name	Zeichnung Nr./Drawing No.	Index
gezeichnet drawn	04.07.	TRESCHAN		
Maßstab/Scale	geprüft checked	-	Z7.280.6227.0 01K b	b
2:1	Normgepr. Stand. check	-		
Maße in mm/Dimensions are in mm				

Vol. mm³ Of l./Surf. mm² Ersatz für/Replacement for:

b	15.12.2015/	 <b>wieland</b> www.wieland-electric.com	Type	Benennung/Title
a	26.07.2005/		Typ	VERBINDUNGSSTECKER
Index	Datum / Blatt Date / Sheet		IVB WK 2,5 - ..	insulated jumper bar
Änderung/Revision				