

Data sheet

Commercial Art.No.: 70.352.0635.0

hood BAS GOT GI 6 M20 A0

Hood revos basic made of aluminum, for single locking lever with cable gland M20 on the top (IP54), low version, 6-poles



Commercial Art.No.	70.352.0635.0
EAN	4015573616394
Order Unit	1

certificates / approvals



Technical data

general

housing material	aluminum
color	grey
surface	with powder coating
degree of protection (IP)	IP54
UV resistant	yes
flammability class of insulation material acc. with UL94	other
operating temperature range min.	-40 °C
operating temperature range max.	120 °C

model

construction	6
model of the housing	male
locking mechanism	single locking lever
cable entry	above
type of cable	gland nut
with cable screw gland	yes
thread size M	20
thread size PG	
hinged lid	no
EMC-version	no
length	73.6 mm
width	43 mm
height	51 mm

classification

ECLASS 11	
ECLASS 8.1	27440202
ETIM 9.0	EC000437
ETIM 8.0	EC000437
ETIM 7.0	EC000437
ETIM 6.0	EC000437
ETIM 5.0	EC000437
ETIM 4.0	EC000437
ETIM 3.0	EC000437

product compliance

ROHS conformity status	compliant/exempted
ROHS exceptions	III-6(c)
REACH-SVHC conformity status	Duty-To-Declare
REACH-SVHC substances	Lead
REACH-SVHC CAS numbers	7439-92-1

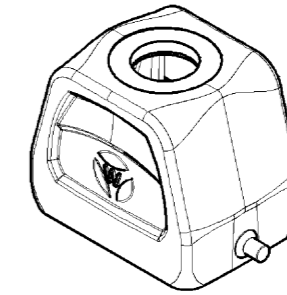
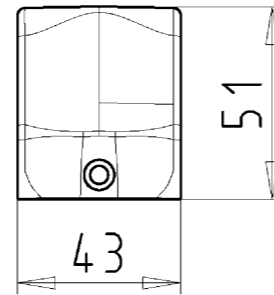
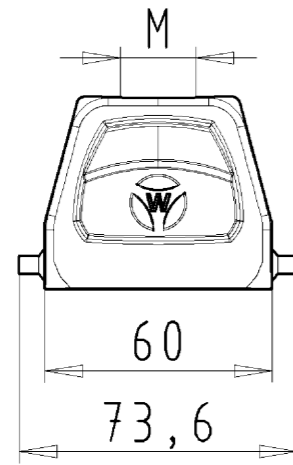
These dimensions will be especially checked at delivery
Only inspection dimensions
With /E marked dimensions are only valid for internal use

Diese Maße werden bei Abnahme besonders geprüft
Ausschließlich Prüfmaße
Mit /E gekennzeichnete Maße sind nur für interne Zwecke gültig



E

F

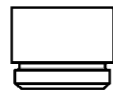


Varianten/ Variants

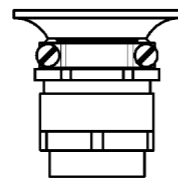
.0



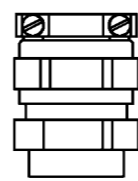
.2



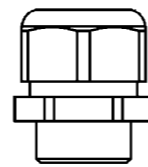
.3



.4



.5



70.35 ⁴ ₂ .0635.5	BAS GOT GI	6	M25	A 5	Kabelverschraubung(KV), IP65 /Cable gland(CG), IP65	
70.35 ⁴ ₂ .0635.4	BAS GOT GI	6	M25	A 4	KV mit Zugentlastung, IP54 /CG with strain relief, IP54	
70.35 ⁴ ₂ .0635.3	BAS GOT GI	6	M25	A 3	KV mit Zugentlastung und Knickschutz, IP54 /CG with strain relief and bend support, IP54	
70.35 ⁴ ₂ .0635.2	BAS GOT GI	6	M25	A 2	Zwischenstutzen /Bushing	
70.35 ⁴ ₂ .0635.1	BAS GOT GI	6	M25	A 1	Gewindebohrung /Thread hole	X
70.35 ⁴ ₂ .0635.0	BAS GOT GI	6	M25	A 0	Kabelverschraubung(KV), IP54 /Cable gland(CG), IP54	
Bestellnummer /Order number	Typ /Type	Varianten /Variants			dar- gestellt /drawn	
Weitere Daten siehe KATALOG oder eKatalog. Additional data see CATALOG or eCatalog.					www.wieland-electric.com eshop.wieland-electric.com	

Tolerierung Size ISO 14405 (Tolerance system Size ISO 14405). (This ISO-standard describes the envelope principle. According to the envelope principle the deviations of form and parallelism are limited by the size tolerances).				ja/yes <input checked="" type="checkbox"/> Stoffverbots- und Deklarationsliste nach UU-TOM-05/03 ist einzuhalten. Conformity with Wieland document UU-TOM-05/03 (list of prohibited / deklarable hazardous substances) to be declared!			
Freitoleranz nach General tolerance		CAD - Zeichnung, keine manuellen Änderungen CAD - drawing, no manual modifications allowed		1. Verwendung: - First Use:		Blatt: 1 von 1 Sheet: of 1	
/		Werkstoff/Material Aluminium beschichtet/ coated grau/ grey		2013 Tag/Date Name gezeichnet drawn 20.08. Treschan geprüft checked - - Nahgepr. Stand. check		Zeichnung Nr./Drawing No. Index T 70.352.0635.0 13K	
/ Maßstab/Scale 1:2		Vol. mm ³ Ofl./Surf. mm ²		Ersatz für/Replacement for: -		Maße in mm/Dimensions are in mm	
/		wieland Elektrische Verbindungen		Type revos BASIC		Benennung/Title GEHAEUSEOBERTE IL Baugröße 6-Kabelabgang oben-M20/M25 Hood size 6-cable outlet top-M20/M25	
/ Änderung/Revision		Index Datum / Blatt Date / Sheet					

Weitergabe sowie Vervielfältigung dieses Dokuments, Verwertung und Mitteilung seines Inhalts sind verboten, soweit nicht ausdrücklich gestattet.
The reproduction, distribution and utilization of this document as well as the communication of its contents to others without express authorization is prohibited.

703520635013K_2_CAD/M3028_Treschan 2013-09-201090635 1.000