


Data sheet

Commercial Art.No.: 70.310.1640.0

male insert BAS STS 16 2,5 50

Male insert revos basic, screw type, 16-poles, rated current: 16A, rated voltage: 500V, with tin-plated contacts



Commercial Art.No.	70.310.1640.0
EAN	4015573219892
Order Unit	10

certificates / approvals



Technical data

general

model	pin insert
inflammability class of insulation material acc. with UL94	V0
color	grey
mating cycles	200
pollution degree	3
suitable for modular version	no
operating temperature range min.	-40 °C
operating temperature range max.	120 °C

connection data

connection type	screw connection
number of poles	16
plus switching contacts	0
number of pole for rated current 2	0
number of pole for rated current 3	0
total number of poles (without ground contact)	16
with wire protection	yes
min. conductor diameter rigid (solid/stranded)	0.5 mm ²
max. conductor diameter rigid (solid/stranded)	2.5 mm ²
protective contact	yes

technical data UL/CSA

nominal voltage according to UL/CSA	600 V
-------------------------------------	-------

nominal current according UL	16 A
nominal current according CSA	16 A
min. conductor cross section flexible wire	0.5 mm ²
max. conductor cross section flexible wire	2.5 mm ²
conductor cross section flexible AWG wire	22-14 AWG

model

with housing	no
--------------	----

contacts

contact material	copper alloy
surface	tin-plated
contact resistance	≤ 1.5 mOhm
wire strip length	7 mm

screws head design/recomm. Torque

mounting screws	H1/0.5-0.7 Nm
clamping screws	H1/0.5-0.7 Nm
ground conductor screws	H2/1.2-1.6 Nm

technical data DIN EN 61984

nominal voltage	500 V
nominal voltage face/ground	500 V
nominal current	16 A
rated impulse voltage	6 kV

classification

ECLASS 11	
ECLASS 8.1	27440205
ETIM 9.0	EC000438
ETIM 8.0	EC000438
ETIM 7.0	EC000438
ETIM 6.0	EC000438
ETIM 5.0	EC000438
ETIM 4.0	EC000438
ETIM 3.0	EC000438

product compliance

ROHS conformity status	compliant/exempted
ROHS exceptions	III-6(c)
REACH-SVHC conformity status	Duty-To-Declare
REACH-SVHC substances	Lead
REACH-SVHC CAS numbers	7439-92-1

A Weitergabe sowie Vervielfältigung dieses Dokuments, Verwertung und Mitteilung seines Inhalts sind verboten, soweit nicht ausdrücklich gestattet. The reproduction, distribution and utilization of this document as well as the communication of its contents to others without express authorization is prohibited.

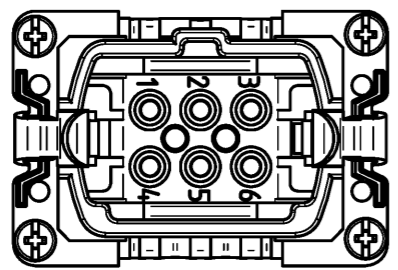
B These dimensions will be especially checked at delivery
 Only inspection dimensions
 With /E marked dimensions are only valid for internal use

C Diese Maße werden bei Abnahme besonders geprüft
 Ausschließlich Prüfmaße
 Mit /E gekennzeichnete Maße sind nur für interne Zwecke gültig

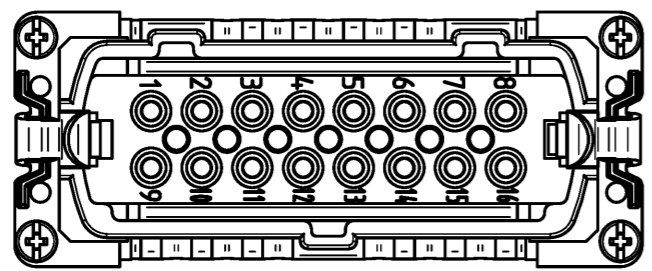
D Diese Maße werden bei Abnahme besonders geprüft
 Ausschließlich Prüfmaße
 Mit /E gekennzeichnete Maße sind nur für interne Zwecke gültig

Kodieransichten Ausführung 6-/16-/24-polig
 Coding view executing 6-/10-/24-pole

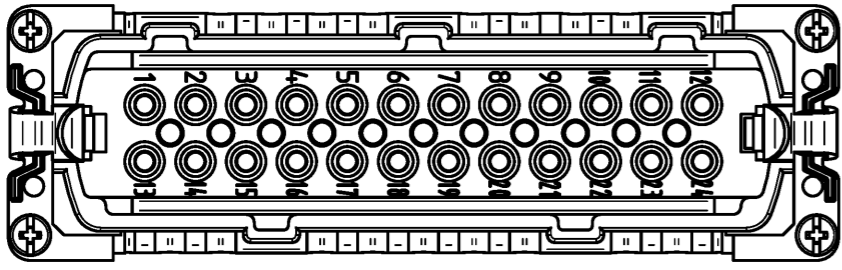
6-polig/6-pole
 70.310.0640.0



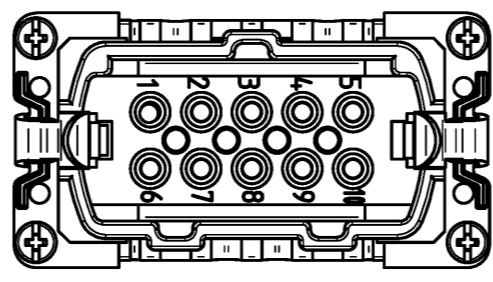
16-polig/16-pole
 70.310.1640.0



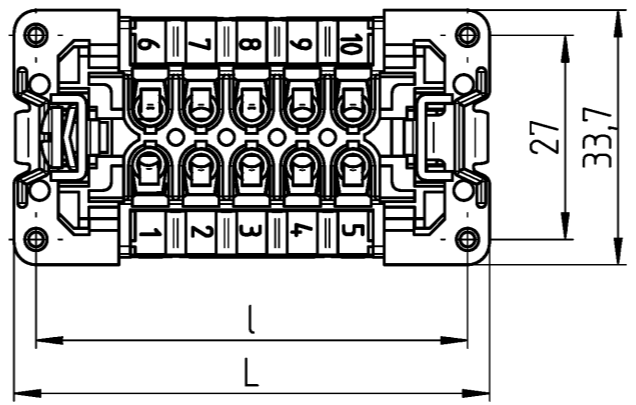
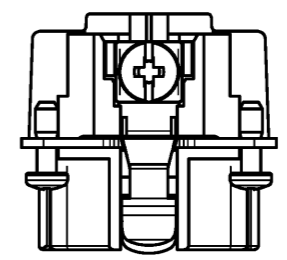
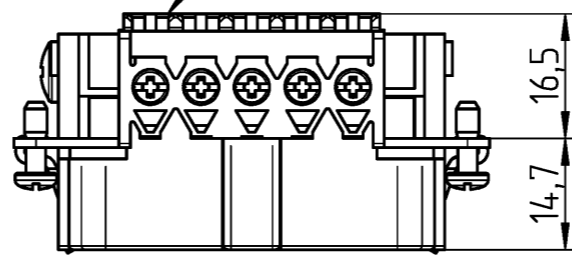
24-polig/24-pole
 70.310.2440.0



10-polig/10-pole
 70.310.1040.0



Farbe: kieselgrau
 colour: pebble grey



Teile-Nr. part no.	Typ type	Polzahl pole	L	l
70.310.0640.0	BAS STS 6 2,5 50	6	49,8	44
70.310.1040.0	BAS STS 10 2,5 50	10	62,8	57
70.310.1640.0	BAS STS 16 2,5 50	16	83,3	77,5
70.310.2440.0	BAS STS 24 2,5 50	24	109,8	104

Tolerierung Size ISO 14405 © / Tolerance system Size ISO 14405 ©.
 (This ISO-standard describes the envelope principle. According to the envelope principle the deviations of form and parallelism are limited by the size tolerances).

ja/yes Stoffverbots- und Deklarationsliste nach WN 5020.010 ist einzuhalten.
 Conformity with Wieland document WN 5020.010 e (list of prohibited / declarable hazardous substances) to be declared!

Freitoleranz nach General tolerance CAD - Zeichnung, keine manuellen Änderungen CAD - drawing, no manual modifications allowed 1. Verwendung: First Use: Blatt: 1 von 1 Sheet: 1 of 1

Werkstoff / Material	Tag/Date	Name	Zeichnung Nr. / Drawing No.	Index
gezeichnet / drawn	20.07.2022	Lunz S.		
Maßstab / Scale	1:1		T 70.310.0640.0 13K	
Elektronische Freigabe / Electronic Release				
Maße in mm / Dimensions are in mm				
Vol.	mm ³ / fl./Srf.	mm ²	Ersatz für / Replacement for: 70.310.0640.001K mit Index "c" vom 31.01.2017	
wieland		Type	Benennung/Title	
Index	Datum / Blatt / Date / Sheet	siehe Tabelle		
Änderung / Revision	STECKEREINSATZ 2,5 qmm 500V 16A Schraubanschluss und Drahtschutz male insert screw connection with wire protection			