


Data sheet

Commercial Art.No.: 70.300.2440.0

female insert BAS BUS 24 2,5 50

Female insert revos basic, screw type, 24-poles, rated current: 16A, rated voltage:500V, with tin-plated contacts



Commercial Art.No.	70.300.2440.0
EAN	4015573219649
Order Unit	10

certificates / approvals



Technical data

general

model	female insert
inflammability class of insulation material acc. with UL94	V0
color	grey
mating cycles	200
pollution degree	3
suitable for modular version	no
operating temperature range min.	-40 °C
operating temperature range max.	120 °C

connection data

connection type	screw connection
number of poles	24
plus switching contacts	0
number of pole for rated current 2	0
number of pole for rated current 3	0
total number of poles (without ground contact)	24
with wire protection	yes
min. conductor diameter rigid (solid/stranded)	0.5 mm ²
max. conductor diameter rigid (solid/stranded)	2.5 mm ²
protective contact	yes

technical data UL/CSA

nominal voltage according to UL/CSA	600 V
-------------------------------------	-------

nominal current according UL	16 A
nominal current according CSA	16 A
min. conductor cross section flexible wire	0.5 mm ²
max. conductor cross section flexible wire	2.5 mm ²
conductor cross section flexible AWG wire	22-14 AWG

model

with housing	no
--------------	----

contacts

contact material	copper alloy
surface	tin-plated
contact resistance	≤ 1.5 mOhm
wire strip length	7 mm

screws head design/recomm. Torque

mounting screws	H1/0.5-0.7 Nm
clamping screws	H1/0.5-0.7 Nm
ground conductor screws	H2/1.2-1.6 Nm

technical data DIN EN 61984

nominal voltage	500 V
nominal voltage face/ground	500 V
nominal current	16 A
rated impulse voltage	6 kV

classification

ECLASS 11	
ECLASS 8.1	27440205
ETIM 9.0	EC000438
ETIM 8.0	EC000438
ETIM 7.0	EC000438
ETIM 6.0	EC000438
ETIM 5.0	EC000438
ETIM 4.0	EC000438

product compliance

ROHS conformity status	compliant/exempted
ROHS exceptions	III-6(c)
REACH-SVHC conformity status	Duty-To-Declare
REACH-SVHC substances	Lead
REACH-SVHC CAS numbers	7439-92-1

A
Weitergabe sowie Vervielfältigung dieses Dokuments, Verwertung und Mitteilung seines Inhalts sind verboten, soweit nicht ausdrücklich gestattet.
The reproduction, distribution and utilization of this document as well as the communication of its contents to others without express authorization is prohibited.

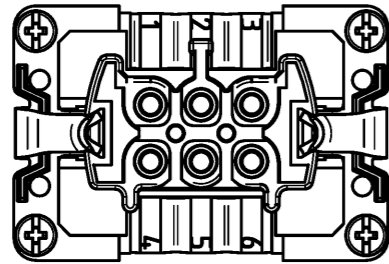
B
These dimensions will be especially checked at delivery
Only inspection dimensions
With /E marked dimensions are only valid for internal use

C
D
Diese Maße werden bei Abnahme besonders geprüft
Ausschließlich Prüfmaße
Mit /E gekennzeichnete Maße sind nur für interne Zwecke gültig

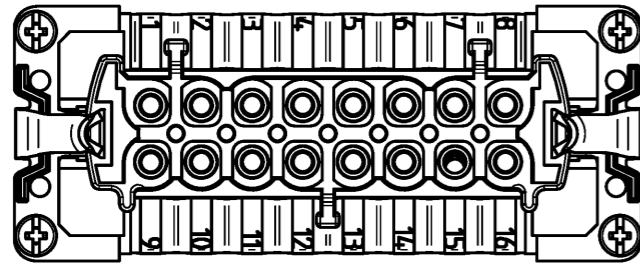
F

Kodieransichten Ausführung 6-/16-/24-polig
Coding view executing 6-/10-/24-pole

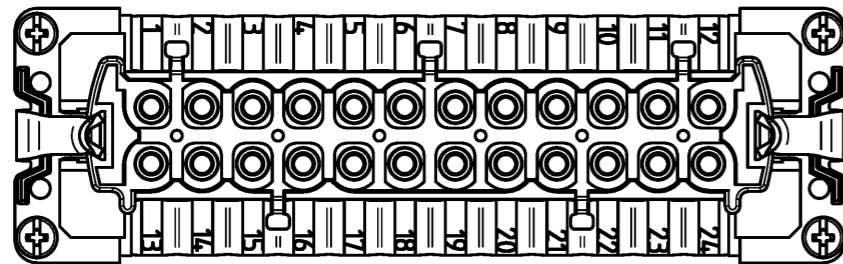
6-polig/6-pole
70.300.0640.0



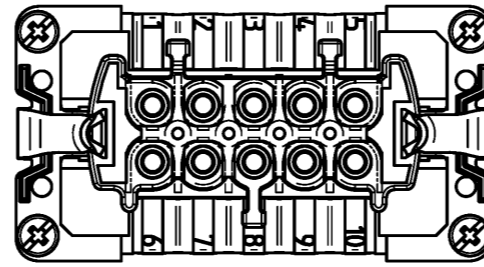
16-polig/16-pole
70.300.1640.0



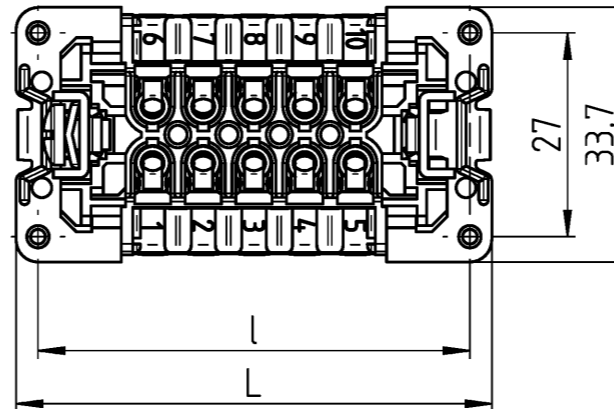
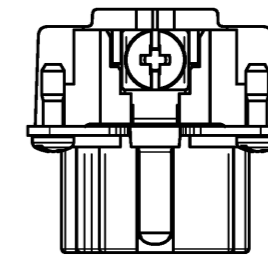
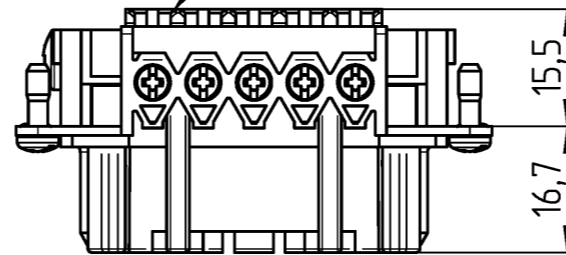
24-polig/24-pole
70.300.2440.0



10-polig/10-pole
70.300.1040.0



Farbe: kieselgrau
colour: pebble grey



Teile-Nr. part no.	Typ type	Polzahl pole	L	l
70.300.0640.0	BAS BUS 6 2,5 50	6x	49,8	44
70.300.1040.0	BAS BUS 10 2,5 50	10x	62,8	57
70.300.1640.0	BAS BUS 16 2,5 50	16x	83,3	77,5
70.300.2440.0	BAS BUS 24 2,5 50	24x	109,8	104

Tolerierung Size ISO 14405 © / Tolerance system Size ISO 14405 ©. (This ISO-standard describes the envelope principle. According to the envelope principle the deviations of form and parallelism are limited by the size tolerances).		ja/yes <input checked="" type="checkbox"/> Stoffverbots- und Deklarationsliste nach WN 5020.010 ist einzuhalten. Conformity with Wieland document WN 5020.010 e (list of prohibited / declarable hazardous substances) to be declared!	
Freitoleranz nach General tolerance		CAD - Zeichnung, keine manuellen Änderungen CAD - drawing, no manual modifications allowed	
1. Verwendung: First Use:		Blatt: 1 von 1 Sheet: 1 of 1	
Werkstoff / Material		Zeichnung Nr. / Drawing No.	
Tag/Date		Name	
gezeichnet drawn		19.07.2022 Lunz S.	
Maßstab / Scale		T 70.300.0640.0 13K	
1:1		Elektronische Freigabe Electronic Release	
Vol. mm ³ / Of. / Srf. mm ²		Maße in mm / Dimensions are in mm	
Ersatz für / Replacement for: 70.300.0640.001K mit Index "c" vom 31.01.2017			
Type		Benennung/Title	
siehe Tabelle		BUCHSENEINSATZ	
Index Date / Sheet		2,5 qmm 500V 16A Schraubanschluss u. Drahtschutz female insert screw connection and wire protection	
Änderung / Revision			