

In-line Fuse

Solarline | Connectors for renewable energy

EN



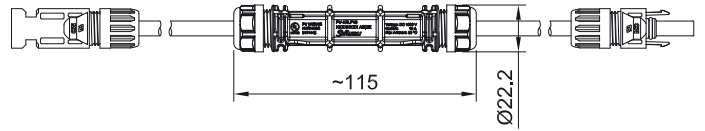
IN-LINE FUSES

In-line Fuse PV-K/ILF

PV-K/...ILF.../6N...UL



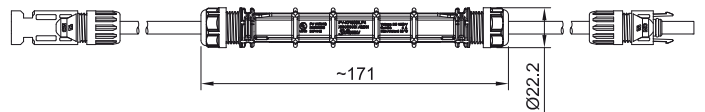
PV-K/ILF.../6N...UL



PV-K/1500ILF.../6N...UL



PV-K/1500ILF.../6N...UL



Technical data	
Connector system	MC4
Voltage rating	DC 1000 V or DC 1500 V
Test voltage	DC 1000 V Model: 6 kV (50 Hz, 1 min.) DC 1500 V Model: 9 kV (50 Hz, 1 min.)
Safety class	II
Overvoltage category Pollution degree	CATIII/3
Mating connectors Only genuine Stäubli connectors shall be used!	PV-KST4/... or PV-KBT4/... ("MC4"), PV-KBT4-EVO 2... or PV-KST4-EVO 2... ("MC4-Evo 2")
Rated current gPV	Various ampacity ratings available: DC 1000 V: 1 – 30 A DC 1500 V: 1 – 20 A; 25 A; 30 A Please refer to the information on the product or packaging for details regarding the variant/model.
Ambient temperature range	-40 °C to +50 °C
Transportation/storage temperature range	-30 °C to +60 °C
Transportation/storage relative humidity	< 70 %
Degree of Protection (IP)	Mated: IP65/IP68 (1 m, 1 h) Unmated: IP2X
Maximum altitude above sea level for operation	5000 m
Fire protection class	UL94:V-0
UL File numbers	E510009: models PV-K/1500ILF25/6N0055UL and PV-K/1500ILF30/6N0055UL E474445: all others
Insulation material	PC/glass-filled PA
Contact material	Copper, tin plated
Max. contact resistance of the connector	< 0,25 mΩ

The In-line Fuse PV-K/ILF with a crimping connection guarantees a long-lasting, stable connection in comparison to conventional omega-style clips: Minimal energy loss, low heat generation. Robust housing, safety

class IP68. Cable cross-section 10 AWG/ 6 mm². Other fuse ratings and configurations are available upon request (for example with a single connector, or no connectors).

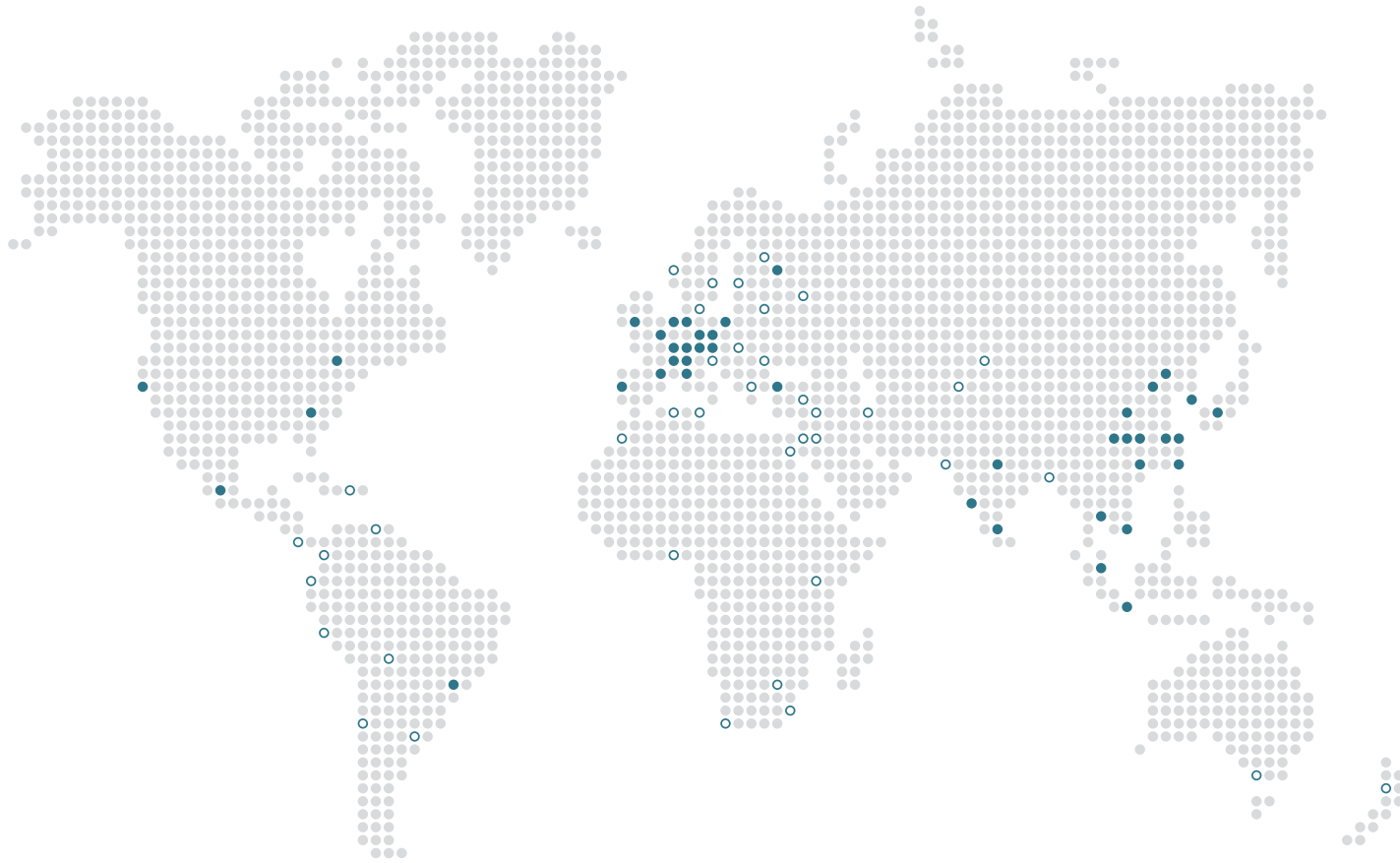
Order No.	Type	UL 9703		UL 4248-1 UL 4248-19		Lead length cm	Connector system	Approvals UL
		DC V	A	DC V	A			
55000127-0050UL	PV-K/ILF10/6N0050UL	1000	10			50	MC4	x
55000128-0050UL	PV-K/ILF15/6N0050UL	1000	15			50	MC4	x
55000129-0050UL	PV-K/ILF20/6N0050UL	1000	20			50	MC4	x
55000130-0050UL	PV-K/ILF30/6N0050UL	1000	30			50	MC4	x
55000189-0052UL	PV-K/1500ILF4/6N0052UL	1500	4			52	MC4	x
55000334-0055UL	PV-K/1500ILF5/6N0055UL	1500	5			55	MC4	x
55000254-0055UL	PV-K/1500ILF6/6N0055UL	1500	6			55	MC4	x
55000190-0055UL	PV-K/1500ILF10/6N0055UL	1500	10			55	MC4	x
55000191-0055UL	PV-K/1500ILF15/6N0055UL	1500	15			55	MC4	x
55000192-0055UL	PV-K/1500ILF20/6N0055UL	1500	20			55	MC4	x
55000295-0055UL	PV-K/1500ILF25/6N0055UL ¹⁾			1500	25	55	MC4	x
55000285-0055UL	PV-K/1500ILF30/6N0055UL ¹⁾			1500	30	55	MC4	x

¹⁾ For PV-K/1500ILF25/6N0055UL and PV-K/1500ILF30/6N0055UL it is necessary to affix spacer ring PV-ILF-SR (included). Please see MA701 for more information.



Assembly instructions MA701

www.staubli.com/electrical



● Stäubli Units ○ Representatives/Agents

Global presence of the Stäubli Group

www.staubli.com