

**DKSH Cables & Electrical**

# **Popular Products for Water Industry**

**Cable | Connectors | Solar**



Your industrial solutions provider.

## TABLE OF CONTENTS

<b>Building Wire</b>	<b>8</b>
<b>Cable Entry Systems</b>	<b>20</b>
<b>Consumer Units</b>	<b>17</b>
<b>Control Cable</b>	<b>7</b>
<b>DC Circuit Breakers</b>	<b>11</b>
<b>DC Solar Cable</b>	<b>9</b>
<b>Enclosures</b>	<b>21</b>
<b>IP67 Industrial Plugs &amp; Sockets</b>	<b>18, 19</b>
<b>IP68 Conduit</b>	<b>17</b>
<b>Mining Cable</b>	<b>5</b>
<b>Multipole Connectors</b>	<b>15, 16</b>
<b>Outdoor Installations</b>	<b>12, 13, 14</b>
<b>Power Supplies</b>	<b>16</b>
<b>Rubber Cable</b>	<b>4, 5</b>
<b>Screened Power Cable</b>	<b>6</b>
<b>Solar Connectors</b>	<b>9, 10, 11</b>

## DKSH AUSTRALIA

DKSH Australia is a leading supplier of industrial services and technologies. For nearly 40 years we have been serving all types of manufacturers, electrical contractors, system integrators and electrical wholesale clients with premium products from leading brands.

Comprising a national network of local State-based sales, customer service and warehouse operations, DKSH offers exceptional availability and one-stop shop convenience across a comprehensive range of cables, electrical accessories and complete solutions for all applications.

DKSH are your packaged solution provider of quality electrical products and services to the electrical industry.

Our new, fully owned and operated 6,823 square metre national distribution centre in Braeside, southeast of Melbourne is the hub for DKSH Cables & Electrical, offering enhanced customer and client service capabilities through efficient, accurate and on-time product distribution.

The warehouse includes 800 square metres of electrical harnessing facilities manufacturing custom-made assemblies, solar leads and connectors. Our warehouse management system connected to DKSH's global SAP platform provides efficient, accurate and on-time order fulfillment.

Industries served include:

- Automation
- Automotive
- Construction
- Cranes, conveyors and lifts
- Defence
- Electrical contractors
- Food and beverage
- Generator and plant hire
- HVAC
- Mass transit
- Materials handling
- Mining, oil and gas
- OEM's
- Solar
- Stage, theatre and film
- Switchboard builders
- Utilities
- Water and waste water
- Wholesale



# APPLICATIONS



**Agriculture**



**Aquaculture**



**Irrigation Monitoring**



**Mining**




**Special Manufacture**



**Vertical Farms**



**Water / Wastewater Treatment**



**Water Lighting Projects**



**Water Pump Station**

Our core competency in Cables & Electrical lies within our technical specialisation, distribution network and solution based market offering:

- Multiple and extensive Australia-wide distribution channels
- Unique market offering in Low Voltage Industrial Electrical Products
- Constant drive for innovation and “perfect-fit” manufacturers

- Manufacturing of custom made assemblies, solar leads and connectors
- Re-design a problematic cable
- Composite cables - combining power/control/data
- Replicating cables as per your specifications
- Low, medium and high voltage
- Excellent lead times

# RUBBER CABLE - SINGLE / MULTICORE

# RALOS

## H07RN-F

### Rubber, power and control cable

#### Construction:

Class 5 tinned copper conductors, colour or number coded ethylene-propylene rubber insulating material, flame-retardant, UV, ozone and oil-resistant black rubber sheath, metre marked.

#### Minimum Bending Radius:

Flexing:

4 x cable diameter (up to 12mm Ø)

5 x cable diameter (12-20mm Ø)

6 x cable diameter (over 20mm Ø)

Fixed:

3 x cable diameter (up to 12mm Ø)

4 x cable diameter (over 12mm Ø)

#### Temperature Range:

-40°C to +90°C

#### Nominal Voltage:

Flexing: 450/750V

Fixed: 600/1000V

#### Colour Coding:

Colour coding of power conductors comply to HD 308, DIN VDE 0293-308.

- 2-core: Blue and brown
- 3-core: Blue, brown, green-yellow
- 4-core: Brown, black, grey, greenyellow
- 5-core: Blue, brown, black, grey
- Above 5-core: Black numbered cores
- with a green-yellow earth core

#### Features:

- Tinned flexible copper conductors
- Submersible to 500 metres
- UV resistant
- Oil resistant
- Compliant to AS/NZS 5000.1



Part No.	Nominal conductor area mm <sup>2</sup> and number of cores	Approx. overall Ø mm	Approx. weight kg/km
RB3G1	1mm <sup>2</sup> 2 core + earth	8.5	107
RB3G1.5	1.5mm <sup>2</sup> 2 core + earth	9.5	137
RB3G2.5	2.5mm <sup>2</sup> 2 core + earth	11.3	202
RB3G4	4mm <sup>2</sup> 2 core + earth	13.8	292
RB3G6	6mm <sup>2</sup> 2 core + earth	15.0	390
RB3G10	10mm <sup>2</sup> 2 core + earth	20.2	684
RB3G16	16mm <sup>2</sup> 2 core + earth	23.1	944
RB4G1	1mm <sup>2</sup> 3 core + earth	9.4	131
RB4G1.5	1.5mm <sup>2</sup> 3 core + earth	10.4	167
RB4G2.5	2.5mm <sup>2</sup> 3 core + earth	12.5	247
RB4G4	4mm <sup>2</sup> 3 core + earth	14.3	340
RB4G6	6mm <sup>2</sup> 3 core + earth	16.3	463
RB4G10	10mm <sup>2</sup> 3 core + earth	22.1	831
RB4G16	16mm <sup>2</sup> 3 core + earth	25.3	1166
RB4G25	25mm <sup>2</sup> 3 core + earth	30.1	1711
RB4G35	35mm <sup>2</sup> 3 core + earth	32.5	2190
RB4G50	50mm <sup>2</sup> 3 core + earth	37.8	3101
RB4G70	70mm <sup>2</sup> 3 core + earth	44.2	4143
RB4G95	95mm <sup>2</sup> 3 core + earth	49.6	5517
RB4G120	120mm <sup>2</sup> 3 core + earth	54.4	6611
RB4G150	150mm <sup>2</sup> 3 core + earth	60.9	8244
RB4G185	185mm <sup>2</sup> 3 core + earth	68.2	10113
RB4G240	240mm <sup>2</sup> 3 core + earth	74.1	12838
RB5G1.5	1.5mm <sup>2</sup> 4 core + earth	11.5	206
RB5G2.5	2.5mm <sup>2</sup> 4 core + earth	13.7	304
RB5G4	4mm <sup>2</sup> 4 core + earth	15.9	426



# RUBBER CABLE - SINGLE / MULTICORE

# RALOS

Part No.	Nominal conductor area mm <sup>2</sup> and number of cores		Approx. overall Ø mm	Approx. weight kg/km
RB5G6	6mm <sup>2</sup>	4 core + earth	18.1	579
RB5G10	10mm <sup>2</sup>	4 core + earth	24.3	1024
RB5G16	16mm <sup>2</sup>	4 core + earth	28.7	1440
RB5G25	25mm <sup>2</sup>	4 core + earth	33.3	2105
RB5G35	35mm <sup>2</sup>	4 core + earth	36.2	2618
RB5G50	50mm <sup>2</sup>	4 core + earth	43.9	3730
RB5G70	70mm <sup>2</sup>	4 core + earth	49.5	4985
RB5G95	95mm <sup>2</sup>	4 core + earth	57.5	6765
RB5G120	120mm <sup>2</sup>	4 core + earth	60.5	7920
RB5G150	150mm <sup>2</sup>	4 core + earth	67.5	9800
RB5G185	185mm <sup>2</sup>	4 core + earth	75.9	12040
RB7G1.5	1.5mm <sup>2</sup>	6 core + earth	15.7	339
RB7G2.5	2.5mm <sup>2</sup>	6 core + earth	18.3	482
RB12G1.5	1.5mm <sup>2</sup>	11 core + earth	19.1	497
RB12G2.5	2.5mm <sup>2</sup>	11 core + earth	22.3	707
RB18G1.5	1.5mm <sup>2</sup>	17 core + earth	22.3	700



Part No.	Nominal conductor area mm <sup>2</sup> and number of cores		Approx. overall Ø mm	Approx. weight kg/km
RB1X16	16mm <sup>2</sup>	1 core	11.1	248
RB1X25	25mm <sup>2</sup>	1 core	12.9	356
RB1X35	35mm <sup>2</sup>	1 core	14.3	476
RB1X50	50mm <sup>2</sup>	1 core	16.8	657
RB1X70	70 mm <sup>2</sup>	1 core	19.0	884
RB1X95	95 mm <sup>2</sup>	1 core	21.9	1156
RB1X120	120mm <sup>2</sup>	1 core	23.4	1420
RB1X150	150mm <sup>2</sup>	1 core	26.0	1762
RB1X185	185mm <sup>2</sup>	1 core	29.1	2145
RB1X240	240mm <sup>2</sup>	1 core	31.2	2720
RB2X1	1mm <sup>2</sup>	2 core	7.9	89
RB2X1.5	1.5mm <sup>2</sup>	2 core	8.9	116
RB2X2.5	2.5mm <sup>2</sup>	2 core	10.6	167
RB2X4	4mm <sup>2</sup>	2 core	12.8	227
RB2X6	6mm <sup>2</sup>	2 core	15.0	390

## MINING CABLE

### TYPE 241.1 REELING AND TRAILING CABLES

Suitable for underground coal mining

# TFKable

Part No.	Description
G-020250	3x6 Type 241.1
G-004834	3x35 Type 241.1
G-023336	3x50 Type 241.1



# SCREENED POWER CABLE



## Y-CY-JB

### VSD EMC compliant screened power cable

#### Construction:

Class 5 fine wire stranding, special PVC colour coded insulating material, PVC based inner sheath, high coverage tinned copper braid screen, transparent special PVC flame-retardant, oil & chemical resistant sheath, metre marked.

#### Minimum Bending Radius:

Flexing: 10 x cable diameter  
Fixed: 5 x cable diameter

#### Temperature Range:

Flexing: -15°C to +80°C  
Fixed: -40°C to +80°C

#### Nominal Voltage:

Flexing:  $\leq 1.5\text{mm}^2$  : 300/500V  
 $\geq 2.5\text{mm}^2$  : 450/750V

#### Colour Coding:

- 2 core + earth : Blue, Brown, Green/Yellow
- 3 core + earth : Brown, Black, Grey, Green/ Yellow
- 4 core + earth : Blue, Brown, Black, Grey, Green/Yellow

#### Features:

- Tinned copper braided screened (85% coverage)
- Flexible copper conductors
- Oil resistant
- Flame retardant



Part No.	Nominal conductor area mm <sup>2</sup> and number of cores		Approx. overall Ø mm	Approx. weight kg/km
PC4G1CY	1mm <sup>2</sup>	3 core + earth	9.0	145
PC3G1.5CY	1.5mm <sup>2</sup>	2 core + earth	9.2	152
PC4G1.5CY	1.5mm <sup>2</sup>	3 core + earth	9.8	168
PC5G1.5CY	1.5mm <sup>2</sup>	4 core + earth	10.8	202
PC3G2.5CY	2.5mm <sup>2</sup>	2 core + earth	11.6	216
PC4G2.5CY	2.5mm <sup>2</sup>	3 core + earth	12.7	267
PC5G2.5CY	2.5mm <sup>2</sup>	4 core + earth	14.1	347
PC4G4CY	4mm <sup>2</sup>	3 core + earth	15.3	410
PC5G4CY	4mm <sup>2</sup>	4 core + earth	16.7	502
PC4G6CY	6mm <sup>2</sup>	3 core + earth	17.0	559
PC5G6CY	6mm <sup>2</sup>	4 core + earth	18.6	702
PC4G10CY	10mm <sup>2</sup>	3 core + earth	21.1	1020
PC4G16CY	16mm <sup>2</sup>	3 core + earth	25.3	1380
PC4G25CY	25mm <sup>2</sup>	3 core + earth	31.1	1890
PC4G35CY	35mm <sup>2</sup>	3 core + earth	33.9	2390
PC4G50CY	50mm <sup>2</sup>	3 core + earth	40.1	3315
PC4G70CY	70mm <sup>2</sup>	3 core + earth	46.0	4600
PC4G95CY	95mm <sup>2</sup>	3 core + earth	51.2	6060



# CONTROL CABLE



## JZ-500

### Industrial standard PVC control cable

#### Construction:

Class 5 fine wire stranding, special black PVC insulating material with consecutive numbering with one Green/Yellow earth conductor, special Silver Grey PVC flameretardant sheath, metre marked.

#### Temperature Range:

Flexing: -15°C to +80°C  
Fixed: -40°C to +80°C

#### Nominal Voltage:


300/500V

#### Features:

- Flexible copper conductors
- Extensive oil/chemical resistance
- Metre marked
- Flame retardant

#### Minimum Bending Radius:

Flexing: 7.5 x cable diameter  
Fixed: 4 x cable diameter



Part No.	Nominal conductor area mm <sup>2</sup> and number of cores	Approx. overall Ø mm	Approx. weight kg/km
CC3G0.5	0.5mm <sup>2</sup> 2 core + earth	5.1	46
CC4G0.5	0.5mm <sup>2</sup> 3 core + earth	5.5	56
CC5G0.5	0.5mm <sup>2</sup> 4 core + earth	6.2	63
CC7G0.5	0.5mm <sup>2</sup> 6 core + earth	6.7	80
CC10G0.5	0.5mm <sup>2</sup> 9 core + earth	8.6	116
CC12G0.5	0.5mm <sup>2</sup> 11 core + earth	9.1	135
CC18G0.5	0.5mm <sup>2</sup> 17 core + earth	10.7	196
CC21G0.5	0.5mm <sup>2</sup> 20 core + earth	11.3	240
CC25G0.5	0.5mm <sup>2</sup> 24 core + earth	12.6	270
CC30G0.5	0.5mm <sup>2</sup> 29 core + earth	13.5	310
CC34G0.5	0.5mm <sup>2</sup> 33 core + earth	14.7	362
CC40G0.5	0.5mm <sup>2</sup> 39 core + earth	15.3	434
CC3G0.75	0.75mm <sup>2</sup> 2 core + earth	5.6	54
CC4G0.75	0.75mm <sup>2</sup> 3 core + earth	6.3	66
CC5G0.75	0.75mm <sup>2</sup> 4 core + earth	6.9	80
CC7G0.75	0.75mm <sup>2</sup> 6 core + earth	7.7	110
CC10G0.75	0.75mm <sup>2</sup> 9 core + earth	9.8	162
CC12G0.75	0.75mm <sup>2</sup> 11 core + earth	10.1	179
CC18G0.75	0.75mm <sup>2</sup> 17 core + earth	12.2	257
CC25G0.75	0.75mm <sup>2</sup> 24 core + earth	14.3	365
CC34G0.75	0.75mm <sup>2</sup> 33 core + earth	16.7	510
CC41G0.75	0.75mm <sup>2</sup> 40 core + earth	18.2	607
CC50G0.75	0.75mm <sup>2</sup> 49 core + earth	19.8	735
CC3G1	1mm <sup>2</sup> 2 core + earth	6.1	72
CC4G1	1mm <sup>2</sup> 3 core + earth	6.7	86
CC5G1	1mm <sup>2</sup> 4 core + earth	7.5	104
CC7G1	1mm <sup>2</sup> 6 core + earth	8.0	141
CC9G1	1mm <sup>2</sup> 8 core + earth	11	200
CC12G1	1mm <sup>2</sup> 11 core + earth	10.9	230
CC18G1	1mm <sup>2</sup> 17 core + earth	12.9	343

Part No.	Nominal conductor area mm <sup>2</sup> and number of cores	Approx. overall Ø mm	Approx. weight kg/km
CC20G1	1mm <sup>2</sup> 19 core + earth	13.8	375
CC25G1	1mm <sup>2</sup> 24 core + earth	15.4	485
CC36G1	1mm <sup>2</sup> 35 core + earth	17.9	668
CC41G1	1mm <sup>2</sup> 40 core + earth	19.5	770
CC50G1	1mm <sup>2</sup> 49 core + earth	21.3	936
CC3G1.5	1.5mm <sup>2</sup> 2 core + earth	6.8	90
CC4G1.5	1.5mm <sup>2</sup> 3 core + earth	7.6	109
CC5G1.5	1.5mm <sup>2</sup> 4 core + earth	8.3	131
CC7G1.5	1.5mm <sup>2</sup> 6 core + earth	9.2	184
CC9G1.5	1.5mm <sup>2</sup> 8 core + earth	12.0	259
CC12G1.5	1.5mm <sup>2</sup> 11 core + earth	12.4	309
CC18G1.5	1.5mm <sup>2</sup> 17 core + earth	14.8	440
CC21G1.5	1.5mm <sup>2</sup> 20 core + earth	15.6	555
CC25G1.5	1.5mm <sup>2</sup> 24 core + earth	17.6	620
CC34G1.5	1.5mm <sup>2</sup> 33 core + earth	20.2	830
CC50G1.5	1.5mm <sup>2</sup> 49 core + earth	24.2	1250
CC3G2.5	2.5mm <sup>2</sup> 2 core + earth	8.3	148
CC4G2.5	2.5mm <sup>2</sup> 3 core + earth	9.3	178
CC5G2.5	2.5mm <sup>2</sup> 4 core + earth	10.1	221
CC7G2.5	2.5mm <sup>2</sup> 6 core + earth	11.2	306
CC12G2.5	2.5mm <sup>2</sup> 11 core + earth	15.3	498
CC18G2.5	2.5mm <sup>2</sup> 17 core + earth	18.2	764
CC25G2.5	2.5mm <sup>2</sup> 24 core + earth	21.6	1044
CC4G4	4mm <sup>2</sup> 3 core + earth	10.9	295
CC7G4	4mm <sup>2</sup> 6 core + earth	13.4	458
CC4G6	6mm <sup>2</sup> 3 core + earth	13.2	424
CC5G6	6mm <sup>2</sup> 4 core + earth	14.7	525
CC4G10	10mm <sup>2</sup> 3 core + earth	16.6	701
CC7X16	16mm <sup>2</sup> 3 core + earth	20.6	1035

# HALOGEN FREE BUILDING WIRE



## 110°C HALOGEN-FREE BUILDING WIRE

Australian standard 110oC halogen free, low smoke, high temperature, flame-retardant flexible cable

### Construction:

Class 5 (0.5-10mm<sup>2</sup>) or Class 6 (16-25mm<sup>2</sup>) halogen-free, low smoke, high temperature, flame-retardant, flexible tinned fine wire stranding. Cross-linked, halogen-free, flame-retardant compound type X-HF-110 acc. to AS/NZS 3808, chemical and oil-resistant insulation.

### Minimum Bending Radius:

4 x cable diameter

### Nominal Voltage:

600/1000V

### Temperature Range:

Flexing: -40oC to +110oC

### Length:

100 mtr spool

### Features:

- Halogen free
- Flexible Tinned copper conductors
- Flame retardant
- 110-degree temperature range
- 600/1000 volt rating



Part No.	Cross-sectional area of conductor n x mm <sup>2</sup>	Nominal thickness of insulation mm	Approx. overall diameter mm	Approx. net weight of cables kg/km	Max. conductor resistance at temperature 20°C Ω/km
HF1X0.5**	0.5	0.7	2.3	9	40.1
HF1X0.5**	0.5	0.7	2.3	9	40.1
HF1X0.75**	0.75	0.7	2.5	12	26.7
HF1X1**	1	0.7	2.6	14	20.0
HF1X1.5**	1.5	0.7	2.9	19	13.7
HF1X2.5**	2.5	0.7	3.4	29	8.21
HF1X4**	4	0.7	3.9	42	4.95
HF1X6**	6	0.7	4.4	60	3.39
HF1X10**	10	0.7	5.4	98	1.95
HF1X16**	16	0.7	6.4	150	1.24

\* acc to AS/NZS 3008.1.1:2009 Table 6 Column 3

### \*\* = Colour Coding

BK = Black	GY = Grey
BE = Blue	VT = Violet
BN = Brown	PK = Pink
RD = Red	OE = Orange
WE = White	GN/YW = Green/Yellow



# DC SOLAR CABLE 1500V DC IEC 62930



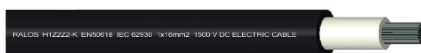
## ELECTRON BEAM CROSS-LINKED PV DC string cable - single core

Part No.	Description
SC1C4-1000	1X4mm SDI Solar IEC 62930 (1000m)
SC1C6-500	1X6mm SDI Solar IEC 62930 (100m)
SC1C6-1000	1X6mm SDI Solar IEC 62930 (1000m)
SC1C10-500	1X10mm SDI Solar IEC 62930 (500m)



## ELECTRON BEAM CROSS-LINKED PV DC string cable - single core

Part No.	Description
RC1C16-1000	1x16mm SDI Solar IEC 62930 (1000m)
RC1C25-500	1x25mm SDI Solar IEC 62930 (500m)
RC1C35-500	1x35mm SDI Solar IEC 62930 (500m)



## ELECTRON BEAM CROSS-LINKED PV DC string cable - twin core

Part No.	Description
RC2C4-100	2x4mm TWIN Solar IEC 62930 (100m)
RC2C4-500	2x4mm TWIN Solar IEC 62930 (500m)
RC2C6-100	2x6mm TWIN Solar IEC 62930 (100m)
RC2C6-500	2x6mm TWIN Solar IEC 62930 (500m)
RC2C10-100	2x10mm TWIN Solar IEC 62930 (100m)
RC2C10-500	2x10mm TWIN Solar IEC 62930 (500m)



# SOLAR CONNECTORS



## GENUINE MC4 CONNECTOR SYSTEM



### PV-KBT4 Range

Female (socket) Cable Coupler	Conductor size (mm <sup>2</sup> )	Cable OD clamping range (mm)	Current rating (A)
32.0010P0001	2.5	5.0 - 6.0	22.5
32.0014P0100	4 - 6	5.0 - 6.0	39
32.0016P0001	4 - 6	5.9 - 8.8	39
32.0034P0001	10	5.9 - 8.8	45

### PV-KST4 Range

Male (plug) Cable Coupler	Conductor size (mm <sup>2</sup> )	Cable OD clamping range (mm)	Current rating (A)
32.0011P0001	2.5	5.0 - 6.0	22.5
32.0015P0100	4 - 6	5.0 - 6.0	39
32.0017P0001	4 - 6	5.9 - 8.8	39
32.0035P0001	10	5.9 - 8.8	45

## MC4 BRANCH PLUGS



### PV-AZB4 Branch socket

32.0018	2 x Female - 1 x Male
---------	-----------------------

### PV-AZS4 Branch plug

32.0019	2 x Male - 1 x Female
---------	-----------------------

### PV-ADBP4 Range Female panel receptacle

32.0076P0001	2.5mm <sup>2</sup> conductor
32.0078P0001	4-6mm <sup>2</sup> conductor

### PV-ADSP4 Range Male panel receptacle

32.0077P0001	2.5mm <sup>2</sup> conductor
32.0079P0001	4-6mm <sup>2</sup> conductor

32.0107P0001	Socket Pin
--------------	------------

32.0507P0001	Plug pin
--------------	----------

# SOLAR CONNECTORS



## GENUINE MC4-EVO 2 CONNECTOR SYSTEM



**PV-KBT4-EVO 2 Range**

Female (socket) Cable Coupler	Conductor size (mm <sup>2</sup> )	Cable OD clamping range (mm)	Current rating (A)
32.0086P0001	4 - 6	4.7 - 6.4	45 - 53
32.0088P0001	4 - 6	6.4 - 8.4	45 - 53
32.0092P0001	10	6.4 - 8.4	69



**PV-KST4-EVO 2 Range**

Male (plug) Cable Coupler	Conductor size (mm <sup>2</sup> )	Cable OD clamping range (mm)	Current rating (A)
32.0087P0001	4 - 6	4.7 - 6.4	45 - 53
32.0089P0001	4 - 6	6.4 - 8.4	45 - 53
32.0093P0001	10	6.4 - 8.4	69



**PV-ADB4-EVO 2**

Female (socket) Cable Coupler	Conductor size (mm <sup>2</sup> )	Current rating (A)
32.0022P0001	4 - 6	42A 4.0mm <sup>2</sup> 47A 6.0mm <sup>2</sup>
32.0121P0001	Socket pin	



**PV-ADS4-EVO 2**

Male (plug) Cable Coupler	Conductor size (mm <sup>2</sup> )	Current rating (A)
32.0023P0001	4 - 6	42A 4.0mm <sup>2</sup> 47A 6.0mm <sup>2</sup>
32.0521.P0001	Plug pin	



**PV-AZB-EVO 2**

Branch socket
32.0196 2 x Female - 1 x Male



**PV-AZS-EVO 2**

Branch plug
32.0197 2 x Male - 1 x Female



**ORIGINAL MC4**  
MADE IN SWITZERLAND

MC LOGO

BLACK O-RING

STOP!

✓ GENUINE MC ✓ PROVEN QUALITY ✓ FULLY TESTED ✓ RELIABLE



A growing number of suspect copies of Staübli's MC4 Solar components have recently appeared on the market. Stringent testing\* has revealed substantial deficiencies in quality resulting in compromised safety and impaired system performance.

\*A temperature increase test by the TÜV Rheinland with copied PV connectors from various manufacturers showed significant differences in higher temperature. This was in stark contrast to the excellent results of the MC4-PV connectors.

**COPY**  
MADE WHERE?

NO MC LOGO

RED O-RING

✗ INFERIOR COPY ✗ INFERIOR QUALITY ✗ CAN BE DISASTROUS ✗ RISK TO WARRANTIES



# SOLAR CONNECTORS

Multi-Contact



# STÄUBLI

## SAFETY LOCK CLIP MC4



Part No.	Description
32.5280	PV-SSH4 Lock Clip

## MC4 SEALING CAPS



Part No.	Description
32.0716	Suits female
32.0717	Suits male

## OPEN END SPANNER (PAIR)



Part No.	Description
32.6024	MC4 PV-MS Spanner
32.6058	MC4 EVO 2 PV-MS Spanner
32.6066	MC4 EVO 2 Unlocking Tool

## TOOLING



### Stripping pliers

Part No.	Description
32.5280	PV-SSH4 Lock Clip



### MC4 crimp tool (includes locator and insert)

Part No.	Description
32.6020.19100	2.5, 4, 6mm <sup>2</sup> Crimp Tool



### Low cost MC4 crimp tool

Part No.	Description
32.6025	2.5, 4, 6mm <sup>2</sup> crimp tool

# DC CIRCUIT BREAKERS

# NOARK

## 360V AND 720V DC CIRCUIT BREAKERS - NON-POLARISED

Part No.	Description	Part No.	Description
N84449	Ex9BP 2P DC360V K10 IEC	N84454	Ex9BP 2P DC360V K40 IEC
N84450	Ex9BP 2P DC360V K16 IEC	N84455	Ex9BP 2P DC360V K50 IEC
N84451	Ex9BP 2P DC360V K20 IEC	N84456	Ex9BP 2P DC360V K63 IEC
N84452	Ex9BP 2P DC360V K25 IEC	N84476	Ex9BP 4P DC720V K16 IEC
N84453	Ex9BP 2P DC360V K32 IEC	N84479	Ex9BP 4P DC720V K32 IEC



2P



## HIGH CURRENT, NON-POLARISED

Part No.	Description
N28903	9MD2B TM DC200 2P DC MCCB
N26027	9MD2B TM DC400 3P DC MCCB
N28901	9MD2B TM DC160 2P DC MCCB
N28905	9MD2B TM DC250 2P DC MCCB
N28708	9MD1B TM DC100 2P DC MCCB
N28709	9MD1B TM DC125 2P DC MCCB



## AUXILIARY ALARM

Part No.	Description
N86201	Auxiliary contact 3111





# OUTDOOR INSTALLATIONS



## SAFE ELECTRICAL INSTALLATIONS FOR ALL ENVIRONMENTS

Anywhere where high demands are placed on an electrical connection, Wieland RST® connectors are in their element. No matter how tough your site is, with the tight seal and high mechanical strength of the connectors, even your application will

be installed surprisingly quickly and, above all, safely.

Not only can these connectors be used in the smallest of spaces and environments due to their compact design, they are also pre-wired and

color-coded, so they can be connected in no time according to the Plug&Play principle.

Due to its properties, the RST® can be used wherever high demands and robust environments meet.



Greenhouses



Solar Systems



Illuminated Advertising



Ship Building



Outdoor

### RST® MICRO

#### RST08I2, Connector, 2-Pole, Screw Connection

##### Technical Data

Rated current:	8 A
Degree of protection (IP):	IP66/68 (3m;2h) /IP69
Terminations per pole:	1
Lockable:	self-locking (unlocking by hand)
Cross section fine-stranded	0,22 mm <sup>2</sup> - 1 mm <sup>2</sup>
Connection cross section solid:	0,2 mm <sup>2</sup> - 1 mm <sup>2</sup>

#### Female

#### Male



Straight, for cables Ø 4-7 mm, with longitudinal sealing			Femal	Male
Color of coding	Application	Marking of poles	Part No.	Part No.
Black	250/400 V	1, 2/N	4L.021.3043.1	4L.022.3043.1

#### Female

#### Male



Straight, for cables Ø 4-7 mm			Femal	Male
Color of coding	Application	Marking of poles	Part No.	Part No.
Black	250/400 V	1, 2/N	41.021.3043.1	41.022.3043.1

# OUTDOOR INSTALLATIONS



# wieland

## RST® MINI

### RST16I2, Device Connector, M16, 2-Pole

#### Technical Data

Rated current:	16 A
Degree of protection (IP):	IP66/68 (3m;2h) /IP69
Terminations per pole:	1
Lockable:	self-locking (unlocking by hand)
Cross section fine-stranded	0,25 mm <sup>2</sup> - 2,5 mm <sup>2</sup>
Connection cross section solid:	0,25 mm <sup>2</sup> - 2,5 mm <sup>2</sup>

#### Female

#### Male



#### Standard, Straight

#### Femal

#### Male

Color of coding	Application	Marking of poles	Part No.	Part No.
Black	250 V	L, N	46.031.5054.1	46.032.5054.1

## RST® CLASSIC

### RST25I5, Connector, 5-Pole

#### Technical Data

Rated current:	25 A
Degree of protection (IP):	IP66/68 (3m;2h) /IP69
Terminations per pole:	1
Lockable:	self-locking (unlocking by tool)
Cross section fine-stranded	0,75 mm <sup>2</sup> - 4 mm <sup>2</sup>
Connection cross section solid:	0,75 mm <sup>2</sup> - 4 mm <sup>2</sup>

#### Female

#### Male



#### Straight, for cables Ø 6-10 mm

#### Femal

#### Male

Color of coding	Application	Marking of poles	Part No.	Part No.
Concrete grey	250/400 V with PE	L, N, PE, 1, 2	96.051.4054.3	96.052.4054.3

#### Female

#### Male



#### Straight, for cables Ø 10-14 mm

#### Femal

#### Male

Color of coding	Application	Marking of poles	Part No.	Part No.
Concrete grey	250/400 V with PE	L, N, PE, 1, 2	96.051.4154.3	96.052.4154.3

## RST® CLASSIC

### RST20I3, Connector, 3-Pole

#### Technical Data

Rated current:	20 A
Degree of protection (IP):	IP66/68 (3m;2h) /IP69
Terminations per pole:	1
Lockable:	self-locking (unlocking by tool)
Cross section fine-stranded	0,75 mm <sup>2</sup> - 6 mm <sup>2</sup>
Connection cross section solid:	0,75 mm <sup>2</sup> - 6 mm <sup>2</sup>

# OUTDOOR INSTALLATIONS



# wieland

## RST® CLASSIC

### RST20I3, Connector, 3-Pole

Female



Male



Straight, for cables Ø 6-10 mm

Femal

Male

Color of coding	Application	Marking of poles	Part No.	Part No.
Black	250 V with PE	L, N, PE	96.031.4053.1	96.032.4053.1

Female



Male



Straight, for cables Ø 10-14 mm

Femal

Male

Color of coding	Application	Marking of poles	Part No.	Part No.
Black	250 V with PE	L, N, PE	96.031.4153.1	96.032.4153.1

## RST® CLASSIC

### RST20I3, Distributor, 3-Pole

#### Technical Data

Rated current:	20 A
Degree of protection (IP):	IP66/68 (3m;2h) /IP69
Lockable:	self-locking (unlocking by tool)



Distribution block 1I / 3O, parallel connection, with fastening option

Color of coding	Application	Marking of poles	Part No.
Black	250 V with PE	L, N, PE	96.030.0153.1



Distribution block 1I / 3O, parallel connection, without fastening option

Color of coding	Application	Marking of poles	Part No.
Black	250 V with PE	L, N, PE	96.030.0253.1



Compact distributor 1I / 3O, parallel connection, with fastening option

Color of coding	Application	Marking of poles	Part No.
Black	250 V with PE	L, N, PE	99.906.0000.7



# MULTIPOLE CONNECTORS



# wieland

## REVOS BASIC METRIC GLANDS

Double lock levers, IP54 (IP65 with appropriate IP68 cable glands)



Description	Socket Insert	Plug Insert	Narrow Entry Hood		Top Entry Hood		Narrow Entry Hood with Locking Levers		Top Entry Hood with Locking Levers	
	Part No.	Part No.	Part No.	Gland	Part No.	Gland	Part No.	Gland	Part No.	Gland
10 Pole + earth	70.300.1040.0	70.310.1040.0	70.350.1035.0	M20	70.352.1035.0	M20	70.355.1035.0	M20	70.357.1035.0	M20
10 Pole + earth	70.300.1040.0	70.310.1040.0	-	-	70.354.1035.0	M25	-	-	-	-
16 Pole + earth	70.300.1640.0	70.310.1640.0	70.350.1635.0	M25	70.352.1635.0	M25	70.355.1635.0	M25	70.357.1635.0	M25
24 Pole + earth	70.300.2440.0	70.310.2440.0	70.350.2435.0	M25	70.354.2435.0	M25	70.355.2435.0	M25	70.357.2435.0	M25
24 Pole + earth	70.300.2440.0	70.310.2440.0	70.350.2435.0	M25	70.354.2435.0	M25	70.355.2435.0	M25	70.357.2435.0	M25
32 Pole + earth	70.300.3253.0	70.310.3253.0	70.350.3235.0	M25	70.352.3235.0	M25	-	-	-	-



Description	Socket Insert	Plug Insert	Open Entry Base	Double Entry Base	Gland	Open Entry Base with Protective Cover	Double Entry Base with Protective Cover	Gland
	Part No.	Part No.	Part No.	Part No.		Part No.	Part No.	
10 Pole + earth	70.300.1040.0	70.310.1040.0	70.320.1028.0	70.352.1035.0	M20	70.325.1028.0	70.340.1035.0	M20
16 Pole + earth	70.300.1640.0	70.310.1640.0	70.320.1628.0	70.330.1635.0	M25	70.325.1628.0	70.340.1635.0	M25
24 Pole + earth	70.300.2440.0	70.310.2440.0	70.320.2428.0	70.330.2435.0	M25	70.325.2428.0	70.340.2435.0	M25
32 Pole + earth	70.300.3253.0	70.310.3253.0	*70.320.3228.0	-	-	-	-	-

## SINGLE LOCK LEVERS, IP54 (IP65 WITH APPROPRIATE IP68 CABLE GLANDS)



Description	Socket Insert	Plug Insert	Narrow Entry Hood		Top Entry Hood		Single Entry Base		Single Entry Base with Protective Cover	
	Part No.	Part No.	Part No.	Gland	Part No.	Gland	Part No.	Gland	Part No.	Gland
6 Pole + earth	70.300.0640.0	70.310.0640.0	70.350.0635.0	M20	70.352.0635.0	M20	-	-	-	-
48 Pole + earth	70.300.4840.0	70.310.4840.0	70.350.4835.0	M32	70.352.4835.0	M32	70.331.4835.0	M32	70.344.4835.1	M40



Description	Socket Insert	Plug Insert	Open Entry Base	Double Entry Base	Gland	Open Entry Base with Protective Cover	Double Entry Base with Protective Cover	Gland
	Part No.	Part No.	Part No.	Part No.		Part No.	Part No.	
6 Pole + earth	70.300.0640.0	70.310.0640.0	70.320.0628.0	70.330.0635.0	M20	70.325.0628.0	70.340.0635.0	M20
48 Pole + earth	70.300.4840.0	70.310.1640.0	*70.320.4828.0	-	-	*70.325.4828.0	-	-

\* These items have metal levers.

# MULTIPOLE CONNECTORS



## REVOS MINI

Screw connect 600V, 10A



Size	Socket insert screw clamp		Plug insert screw clamp		Basic single lever		Basic double lever	
	Part No.	Gland	Part No.	Gland	Part No.	Gland	Part No.	Gland
3 Pole + earth	73.300.0353.0	M20	73.310.0353.0	M20	76.350.0736.0	M20	76.352.0736.0	M20
4 Pole + earth	73.300.0453.0	M20	73.310.0453.0	M20	76.350.0736.0	M20	76.352.0736.0	M20



Size	Closed bottom base		Open entry base		Open entry angled base		Coupling hood	
	Part No.	Gland	Part No.	Gland	Part No.	Gland	Part No.	Gland
3 Pole + earth	76.322.0736.0	M20	76.320.0729.0	M20	76.321.0729.0	M20	76.372.0736.0	M20
4 Pole + earth	76.322.0736.0	M20	76.320.0729.0	M20	76.321.0729.0	M20	76.372.0736.0	M20

# POWER SUPPLIES

## SWITCHED-MODE POWER SUPPLY

wipos PS1 switched-mode power supply

Part No.	Description
81.000.6510.0	Power Supply PS1-24V-1.25A Din Mount
81.000.6520.0	Power Supply PS1-24V-2.5A Din Mount
81.000.6530.0	Power Supply PS1-24V-5A Din Mount
81.000.6540.0	Power Supply PS1-24V-10A Din Mount
81.000.6550.0	Power Supply PS1 24V-20A Din Mount



## CONSUMER UNITS

# NOARK

### IP65 PLASTIC CONSUMER UNITS

Without earth neutral bar

Part No.	Description
N4D	4 Pole IP65 Consumer Unit / Enclosure 1 Row
N12D	12 Pole IP65 Consumer Unit / Enclosure 1 Row
N24D	24 Pole IP65 Consumer Unit / Enclosure 2 Rows




## FLEXIBLE IP68 CONDUIT

# WEYER

### PA6-VO POLYAMIDE (NYLON) CONDUIT

Industrial standard conduit

Part No.	Description
WY-PA6-V0-AD13.0B	Power Supply PS1-24V-1.25A Din Mount
WY-PA6-V0-AD15.8B	Power Supply PS1-24V-2.5A Din Mount
WY-PA6-V0-AD21.2B	Power Supply PS1-24V-5A Din Mount
WY-PA6-V0-AD28.5B	Power Supply PS1-24V-10A Din Mount
WY-PA6-V0-AD34.5B	Power Supply PS1 24V-20A Din Mount
WY-PA6-V0-AD42.5B	PA Conduit VO ID36XOD42.5 IP68 25m/Roll



### QUICK SCREW CONNECTOR

Part No.	For conduit size	Outer Ø (mm)	Thread Dimension	Thread length (mm)	Pack Qty
WQG-M12B/AD13.0	AD13.0	13.0	M12×1.5	11.5	50
WQG-M16B/AD15.8	AD15.8	15.8	M16×1.5	12.0	50
WQG-M20B/AD21.2	AD21.2	21.2	M20×1.5	13	50
WQG-M25B/AD28.5	AD28.5	28.5	M20×1.5	13	25
WQG-M32B/AD34.5	AD34.5	34.5	M32×1.5	15	25
WQG-M40B/AD42.5	AD42.5	42.5	M40×1.5	15	10
WQG-M50B/AD54.5	AD54.5	54.5	M50×1.5	16	10



### M12 VENTILATION PLUG

Part No.	Description
WQPOVK-M12B	IP67 Ventilation Plug M12 Thread, RAL9005 black
WQPOVK-M12OW	IP67 Ventilation plug M12 thread, RAL7035 white







# MENNEKES®

## PowerTOP Xtra

### IP67 Plugs and Sockets for Harsh Environments

**PowerTOP® Xtra - extra fast, extra handy, extra protected.**

With PowerTOP® Xtra, MENNEKES now introduces the advanced development of the proven PowerTOP series for plugs and connectors in 63A and 125A. It is even faster to install, highly slip-proof and impact resistant, even under the toughest conditions.

**Highly slip-proof and extremely impact-resistant**

The first thing that strikes you is the optimised design. The unique rubber coating ensures better grip with work gloves in wet or snow environments. The 2-component surface made in one process step and so far unique

with CEE plug equipment significantly increases the impact resistance of PowerTOP Xtra.

**Substantially reduced installation times through largely tool-free installation**

With PowerTOP Xtra®, screws are only required for conductor connection. Our tried and tested frame clamps provide a high clamping force and safe contact - even without wire end sleeves. A comfortable screw cap with self-locating thread connects the front and back parts. The housing is locked fast and safe with stable latching sliders. A new, especially easy screw connection unites strain relief, seal as well as cable bend protection.

**Extra slip-proof.**

**Extra shock-resistant.**

**Extra protected.**



## IP 67 INDUSTRIAL PLUGS &amp; SOCKETS



## IEC60309-1, IEC60309-2



## Part No. Description

2177A	32A 4P 3H 400V IP67 Reefer Container Inline Female Socket
-------	---



## Part No. Description

2123A	32A 4P 3H 400V IP67 Reefer Container Panel Mount Socket
-------	---



## Part No. Description

2175B	32A 4P 3H 400V IP67 Reefer Container Inline Male Plug
M288	16A 5P 400V In line Plug IP67



## Part No. Description

M562	32A 5P 6H 400V Inline Female Socket IP67
M550	16A 5P 400V In Line Socket IP67



## Part No. Description

M13212	63A 5P 6H 400V Inline Male Plug IP67
M13225	125A 5P 6H 400V PowerTop Xtra Inline Male Plug IP67



## Part No. Description

M14212	63A 5P 6H 400V Inline Female Socket IP67
M14225	125A 5P 6H 400V PowerTop Xtra Inline Female Socket IP67



## Part No. Description

5792A	32A 4P 3H 400V IP67 Reefer Container Wall Mount Recpt
-------	---



## Part No. Description

M5113A	63A 5P 6H 400V Wall Mount Recpt IP67
--------	--------------------------------------

Wiring Devices for a  
World of Applications

# CABLE ENTRY SYSTEMS

For entering pre-terminated cables

## CABLE ENTRY FRAMES

For cables with connectors



### KEL-ER

Part No.	Description
K42165	KEL 16/5
K42168	KEL 16/8
K42241	KEL 24/10
K42247	KEL 24/7
K42248	KEL 24/5
K48244	KEL-ER 24   4
K48247	KEL-ER 24   7
K48241	KEL-ER 24   10

## CABLE ENTRY PLATES

For cables without connectors



### KEL-DPZ

Part No.	Description
K43725	KEL-DPZ 24   16 gy
K43705	KEL-DPZ 24   17 gy
K43730	KEL-DPZ 24   32 gy
K43715	KEL-DPZ 24   42 gy
K43816	KEL-DPZ 16   14 gy
K43817	KEL-DPZ 16   20 gy
K43818	KEL-DPZ 16   25 gy
K43819	KEL-DPZ 16   34 gy

## CABLE ENTRY PLATES, ROUND

For cables without connectors



### KEL-DPZ, ROUND

Part No.	Description
K43737	KEL-DPZ 25   4 gy
K43732	KEL-DPZ 32   4 gy
K43733	KEL-DPZ 32   4-2 gy
K43734	KEL-DPZ 32   7 gy
K43741	KEL-DPZ 40   8 gy
K43750	KEL-DPZ 50   8 gy
K43751	KEL-DPZ 50   10 gy
K43752	KEL-DPZ 50   12 gy

## CABLE GLANDS

For cables without connectors



### KVT

Part No.	Description
K45024	KVT 20 Bk
K45025	KVT 25 Bk
K45035	Split gland KVT 25 grey - w/ nut
K45026	KVT 32 Bk
K45036	Split gland KVT 32 grey - w/ nut
K45037	KVT 32 grey w/KGM-SUB-D9
K45028	Split gland KVT 40 black - w/ nut
K45115	KVT 63   4 Bk

## SPLIT CABLE GLANDS

For cables with connectors



### KVT-ER

Part No.	Description
K45450	KVT-ER 25 Bk
K45452	KVT-ER 32 Bk
K45454	KVT-ER 50/2
K45455	KVT-ER 63/1
K45456	KVT-ER 63/4

## SPLIT CABLE GLANDS

For cables with connectors



### QVT

Part No.	Description
K45692	QVT 16 GREY SPLIT GLAND W/ LOCKNUT
K45695	QVT 20 grey split gland w/ locknut M20
K45702	QVT 25 grey split gland w/ locknut M25
K45711	QVT 32 grey split gland w/ locknut M32
K45715	QVT 40-2 grey split gland w/ locknut M40
K45722	QVT 50/4 grey split gland grey w/ nut M50

\* To see the full product range, please ask our friendly sales team for more information.

# ETA ENCLOSURES

Innovative enclosure solutions for industrial and electronic applications



## E COR RANGE

- WALL MOUNTING BOXES WITH BLANK DOOR  
IP66



Single Door Box

E COR Code	Box Dimensions			Number of Locks	
	Width	Height	Depth		
200	WM2315	200	300	150	1
	WM3315	300	300	150	1
300	WM3415	300	400	150	1
	WM3420	300	400	200	1
	WM4320	400	300	200	1
400	WM4420	400	400	200	1
	WM4520	400	500	200	1
	WM4620	400	600	200	2
	WM4625	400	600	250	2
	WM4640	400	600	400	2
	500	WM5520	500	500	200
WM5725		500	700	250	2
WM6420		600	400	200	1
WM6620		600	600	200	2
WM6625		600	600	250	2
WM6630		600	600	300	2
600	WM6640	600	600	400	2
	WM6820	600	800	200	2
	WM6830	600	800	300	2
	WM6840	600	800	400	2
800	WM61025	600	1000	250	2
	WM61030	600	1000	300	2
	WM8830	800	800	300	2
	WM81030	800	1000	300	2

E COR Code	Box Dimensions			Locking System	
	Width	Height	Depth		
600	WM61230	600	1200	300	Rod System
800	WM81230	800	1200	300	Rod System

## E COR RANGE

- WALL MOUNTING BOXES WITH BLANK DOUBLE DOOR  
IP55



Two Door Box

E COR Code	Box Dimensions			Locking System	
	Width	Height	Depth		
1000	WM101230	1000	1200	300	Rod System
1200	WM121230	1200	1200	300	Rod System



## SDV SERIES

- TERMINAL BOXES WITH SCREWED LID IP66

Terminal Boxes

SDV Code	Dimensions			Mounting Plate Part No.
	Width	Height	Depth	
TB1108	150	150	80	MP11
TB2208	200	200	80	MP22
TB4208	400	200	80	MP42
TB2212	200	200	120	MP22
TB3112	300	150	120	MP31
TB3212	300	200	120	MP32
TB4212	400	200	120	MP42
TB4312	400	300	120	MP43
TB4412	400	400	120	MP44
TB5212	500	200	120	MP52
TB6212	600	200	120	MP62
TB6412	600	400	120	MP64
TB8212	800	200	120	MP82



## OUR PARTNERS



PVC Control Cables  
 Polyurethane Control Cables  
 Servo Cables  
 Highly Flexible Drag Chain Cables  
 EMC & Servo Cables  
 Silicone Cables  
 Instrumentation Cables  
 Data Cables  
 Bus Cables  
 DeviceNet  
 Ethernet Cable  
 AS Interface Cable  
 Profibus Cables  
 Flat Cables



Building Wire  
 Fire Rated Cable  
 H07 Rubber Submersible Cables  
 Industrial Rubber Cables  
 Mining Cables  
 Orange Circular  
 Specialty Cables



Miniature Circuit Breakers - AC & DC  
 Residual Current Devices  
 Moulded Case Circuit Breakers  
 Air Circuit Breakers  
 Contactors



CEE Form Connectors  
 Powertops  
 High Current Connectors



Din Rail  
 Din Rail Mounted Terminals  
 Terminal/Connector Strips  
 Electronic Modules  
 Multi-pole Connectors  
 Relays  
 Building Installation  
 Cabling Technology  
 Modular Connectors  
 PCB Terminals  
 Terminal Strips  
 Fieldbus Components  
 Switchboard Accessories  
 Lighting Connectors



Instrumentation Cable  
 Solar Cable



Solar Earthing Solutions  
 Cable Clips



Nylon Conduits  
 Liquid Tight Conduits  
 Metal Conduits  
 Conduit Accessories



MC4 Connectors and Leads  
 High Current Plugs & Sockets (up to 6000 Amp)  
 Laboratory Test leads  
 Banana Plugs & Sockets  
 Quick Bus Bar Connectors  
 Medical Connectors  
 Earthing Connectors  
 Robotic Docking Connectors  
 Robotic Welding Connectors  
 Photovoltaic Connectors (Solar)  
 Electric Vehicle Connectors  
 Fine Strand Cable  
 Highly Flexible Cables  
 HF Test Probes  
 CombiTac modular connection system  
 Multilams  
 PCB Mini Connectors  
 Solar Cable



Cable Entry Systems  
 EMC Solutions  
 Tooling



Enclosures  
 Terminal Boxes









# Contact Us

## NEW SALES ENQUIRIES

Phone: 1800 010 113

Email: [sales.quotes@dksh.com](mailto:sales.quotes@dksh.com)

Web: <https://direct.dksh.com.au/electrical>

## EXISTING SALES ENQUIRIES

Phone: 1800 010 113

Email: [customercare\\_au@dksh.com](mailto:customercare_au@dksh.com)

Web: <https://direct.dksh.com.au/electrical>

### Victoria

1 Beyer Road, Braeside VIC 3195

Phone 1800 010 113

### NSW South Wales

7B Sepia Road

Kemps Creek NSW 2178

Phone 1800 010 113

### Western Australia

9-11 Coulson Way,

Canning Vale WA 6155

Phone 1800 010 113

### South Australia

Phone 1800 010 113

### Queensland

42 Colebard Street East,

Acacia Ridge QLD 4110

Phone 1800 010 113