

DKSH Cables & Electrical

# ETA Enclosures

Innovative enclosure solutions for industrial and electronic applications



OCTOBER 2022

Your industrial solutions provider.



ETA is an established company that strongly believes in evolution, whose objective is to design and produce high quality enclosure solutions, combining innovation with the experience gained over 35 years of activity.

Founded in 1978 in Italy, with 40 years of experience in steel, stainless steel and extruded aluminium production, more than 200 operating staff and 30 million

euro turnover, ETA Group represents a safe and recognized benchmark for the global enclosures market as a manufacturer of high quality innovative solutions for industrial automation, harsh environments, LV power distribution and Information technology.

In 2016, ETA opened its third manufacturing unit, thus proudly widening and covering a total area of 70.000m<sup>2</sup>. Thanks to this

new investment, ETA Group will consist of HQ, 3 manufacturing units and 1 logistic center in Italy, 1 manufacturing unit in Romania, 2 sales subsidiaries in Europe (UK and France), 1 representative office in Saint Petersburg, 1 branch office in Cyprus (for the Middle East market) and an extensive sales network throughout Italy and around the world in more than 40 countries

The E COR range was originally patented by ETA in 1979, when the enclosure concept included a structured fold of the enclosure and a patented hinge system.




The enclosure has a structured fold with an 80° inclination for greater structural rigidity, which is particularly noticeable on large dimensions.



Structured fold of the housing with an 80° inclination for greater rigidity of the fold angle and minimisation of any damage to the polyurethane seal.



Guaranteed higher IP protection (proven by inhouse tests and certification bodies).



Side by side mounting with simultaneous opening of the adjacent doors.



## E COR RANGE - WALL MOUNTING BOXES WITH BLANK DOOR

### IP66

#### Features

Wide range of dimensions: over 40 enclosures with plain door, 19 models with glazed door, enclosures with single plain door, double door with rod locking system and enclosure with single glazed door.

1. Mounting plate included.
2. Main accessories: plinth, internal door kit and modular chassis, wall-mounting brackets, door stop kit.
3. Optional accessories: micro perforated plates, louvered cable entry plates and pole mounting kit.
4. Terminal boxes in 5 different versions, with screwed cover, clear cover, for bus system, flanged, with hinged cover. Rack enclosures from 3 to 21 units in 450 and 550 mm depths.

5. Protection rating for E COR boxes: IP66 - Nema 4 (single blank door) Nema 12 (double blank door and plexidoor) - IK10.
6. High quality epoxy-polyester powder finish. Colour RAL 7035.

#### Characteristics

Enclosure and door manufactured from 1.5 mm thick sheet steel. Mounting plate manufactured from 2.5mm thick sendzimir sheet steel.

#### Supply

Box supplied with:

- door provided with locking system with  $\varnothing$  3mm double bar key and 2 zincpassivated rails to be fixed
- mounting plate

- cable entry plate with sealing gasket
- screws for earth connection and mounting accessories

#### Protection Rating

- IP66 complying with IEC EN62208; EN62262
- NEMA 4 complying with UL508A; UL50
- protection degree guaranteed by the two-component polyurethane foam seal
- impact resistance IK10 complying with IEC EN62208; EN62262

#### Paint Finish

ETA standard epoxy polyester powder coating. Enclosure and door: colour RAL 7035 textured finish.

#### SINGLE DOOR BOX

E COR CODE	BOX DIMENSIONS			NUMBER OF LOCKS
	WIDTH	HEIGHT	DEPTH	
<b>200</b>				
WM2315	200	300	150	1
<b>300</b>				
WM3315	300	300	150	1
WM3415	300	400	150	1
WM3420	300	400	200	1
WM3515	300	500	150	1
WM3520	300	500	200	1
<b>400</b>				
WM4315	400	300	150	1
WM4320	400	300	200	1
WM4420	400	400	200	1
WM4515	400	500	150	1
WM4520	400	500	200	1
WM4525	400	500	250	1
WM4620	400	600	200	2
WM4625	400	600	250	2
WM4640	400	600	400	2
<b>500</b>				
WM5520	500	500	200	1
WM5720	500	700	200	2
WM5725	500	700	250	2



## E COR RANGE - WALL MOUNTING BOXES WITH BLANK DOOR IP66

### SINGLE DOOR BOX

E COR CODE	BOX DIMENSIONS			NUMBER OF LOCKS
	WIDTH	HEIGHT	DEPTH	
<b>600</b>				
WM6420	600	400	200	1
WM6430	600	400	300	1
WM6620	600	600	200	2
WM6625	600	600	250	2
WM6630	600	600	300	2
WM6640	600	600	400	2
WM6820	600	800	200	2
WM6825	600	800	250	2
WM6830	600	800	300	2
WM6840	600	800	400	2
WM61025	600	1000	250	2
WM61030	600	1000	300	2
WM61040	600	1000	400	2
<b>800</b>				
WM8830	800	800	300	2
WM8840	800	800	400	2
WM81030	800	1000	300	2
WM81040	800	1000	400	2



E COR CODE	BOX DIMENSIONS			LOCKING SYSTEM
	WIDTH	HEIGHT	DEPTH	
<b>600</b>				
WM61230	600	1200	300	ROD SYSTEM
<b>800</b>				
WM81230	800	1200	300	ROD SYSTEM

## E COR RANGE - WALL MOUNTING BOXES WITH BLANK DOUBLE DOOR IP55

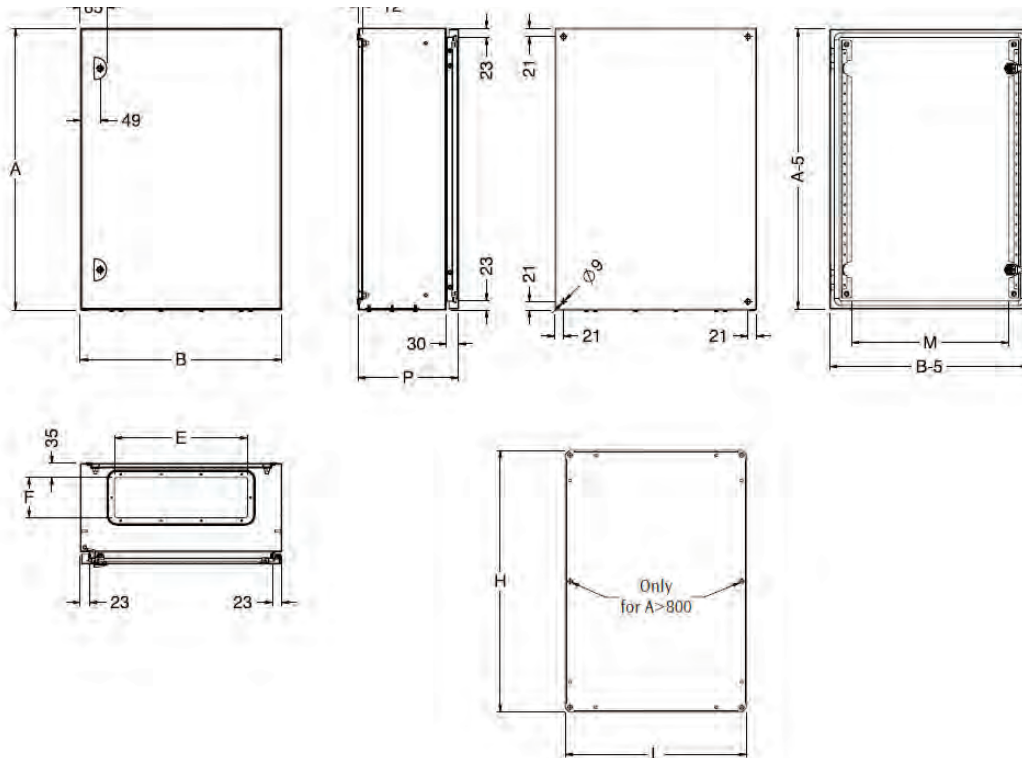
### TWO DOOR BOX

E COR CODE	BOX DIMENSIONS			LOCKING SYSTEM
	WIDTH	HEIGHT	DEPTH	
<b>1000</b>				
WM101230	1000	1200	300	ROD SYSTEM
<b>1200</b>				
WM121230	1200	1200	300	ROD SYSTEM

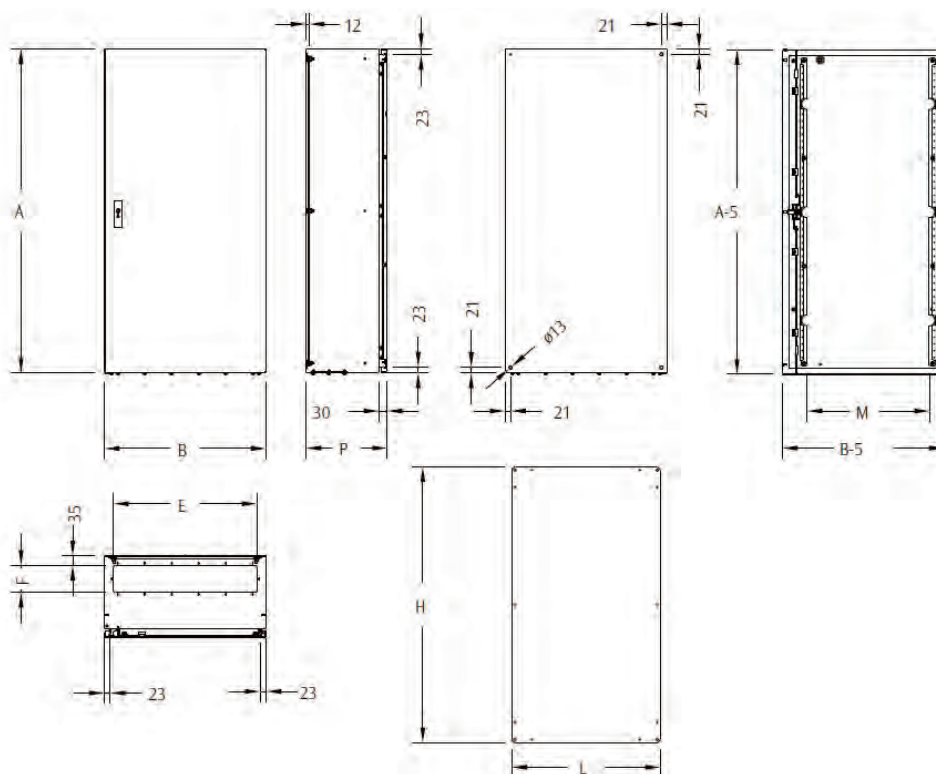


## E COR RANGE - LOCKING SYSTEMS FOR WALL MOUNTING BOXES IP66

Box with standard locking system



Box with rod system





## SDV SERIES - TERMINAL BOXES WITH SCREWED LID IP66

### Characteristics

Box and lid manufactured from 1.2 mm thick sheet steel. Box provided with holes for fixing optional hinges and lid fixed with captive screws.

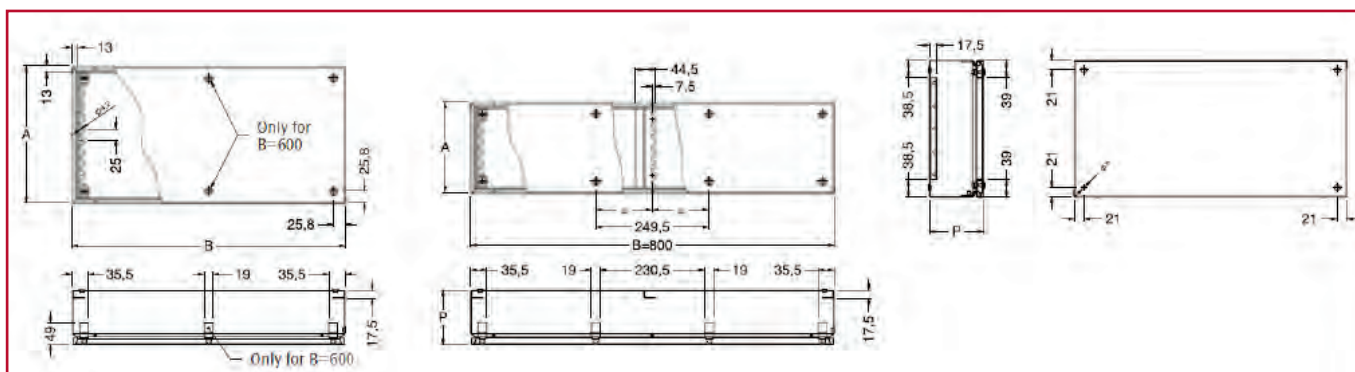
### Paint finish

ETA standard epoxy polyester powder coating.

Colour: RAL 7035 textured finish.

### Protection rating

- IP66 complying with IEC EN62208; EN62262
- NEMA 4 complying with UL508A; UL50
- protection degree guaranteed by the two-component polyurethane foam seal
- impact resistance IK10 complying with IEC EN62208; EN62262



### TERMINAL BOXES

SDV CODE	DIMENSIONS			MOUNTING PLATE
	WIDTH	HEIGHT	DEPTH	PART NO.
TB1108	150	150	80	MP11
TB2208	200	200	80	MP22
TB3208	300	200	80	MP32
TB4208	400	200	80	MP42
TB5208	500	200	80	MP52
TB6208	600	200	80	MP62
TB8208	800	200	80	MP82
TB1112	150	150	120	MP11
TB2212	200	200	120	MP22
TB3112	300	150	120	MP31
TB3212	300	200	120	MP32

### TERMINAL BOXES

SDV CODE	DIMENSIONS			MOUNTING PLATE
	WIDTH	HEIGHT	DEPTH	PART NO.
TB3312	300	300	120	MP33
TB4212	400	200	120	MP42
TB4312	400	300	120	MP43
TB4412	400	400	120	MP44
TB5212	500	200	120	MP52
TB5312	500	300	120	MP53
TB6212	600	200	120	MP62
TB6312	600	300	120	MP63
TB6412	600	400	120	MP64
TB8212	800	200	120	MP82
TB8412	800	400	120	MP84

## SDV SERIES - ACCESSORIES

### MOUNTING PLATE - SDPA

#### Characteristics

Manufactured from 2.0 mm thick sendzimir sheet steel.

#### Supply

Includes 1 piece.

#### MOUNTING PLATE

PART NO.	BOX DIMENSIONS		MOUNTING PLATE DIMENSIONS	
	WIDTH	HEIGHT	W	H
MP11	150	150	126	120
MP22	200	200	176	170
MP31	300	150	276	120
MP32	300	200	276	170
MP33	300	300	276	270
MP42	400	200	376	170
MP43	400	300	376	270
MP44	400	400	376	370

#### MOUNTING PLATE

PART NO.	BOX DIMENSIONS		MOUNTING PLATE DIMENSIONS	
	WIDTH	HEIGHT	W	H
MP52	500	200	476	170
MP53	500	300	476	270
MP62	600	200	576	170
MP63	600	300	576	270
MP64	600	400	576	370
MP82	800	200	776	170
MP84	800	400	776	370



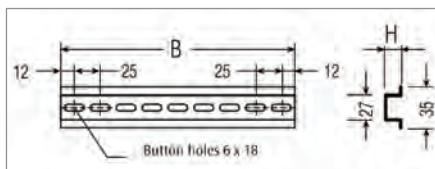

### INNER RAILS - SDWA

#### Characteristics

Manufactured from sendzimir sheet steel bars.

#### Supply

Includes 10 pieces.



#### INNER RAILS

PART NO.	BOX WIDTH	B	H
SDWA-013	150	125	7.5
SDWA-015	200	175	7.5
SDWA-020	300	275	7.5
SDWA-025	400	375	7.5
SDWA-030	500	475	7.5
SDWA-035	600	575	15
SDWA-040	800	775	15

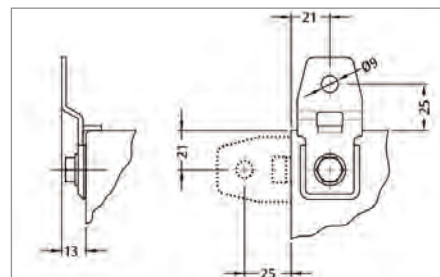
### WALL MOUNTING BRACKETS - SDWC-010

#### Characteristics

Manufactured from 2.5 mm thick zincpassivated sheet steel.

#### Supply

Includes 4 pieces.



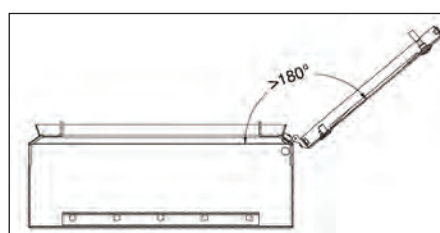
### HINGES - SDWA-005

#### Characteristics

Manufactured from white zincpassivated alloy.

#### Supply

Includes 6 pieces with mounting accessories.



# Contact Us

## NEW SALES ENQUIRIES

Phone: 1800 010 113

Email: [sales.quotes@dksh.com](mailto:sales.quotes@dksh.com)

Web: <https://direct.dksh.com.au/electrical>

## EXISTING SALES ENQUIRIES

Phone: 1800 010 113

Email: [customercare\\_au@dksh.com](mailto:customercare_au@dksh.com)

Web: <https://direct.dksh.com.au/electrical>

### Victoria

1 Beyer Road, Braeside VIC 3195

Phone 1800 010 113

### NSW South Wales

7B Sepia Road

Kemps Creek NSW 2178

Phone 1800 010 113

### Western Australia

9-11 Coulson Way,

Canning Vale WA 6155

Phone 1800 010 113

### South Australia

Phone 1800 010 113

### Queensland

42 Colebard Street East,

Acacia Ridge QLD 4110

Phone 1800 010 113